

Solutions for woodworking shops

Range 2023

Storage, saw, edge, return,
CNC, packaging, digital solutions






Machines for woodworking shops.

Customers are making increasingly specific requests, and hardly any two pieces of furniture are the same. However, the demand for quality and precision remains unchanged. That's why woodworking shops need machines that they can rely on – both now and into the future.

HOMAG offers solutions that allow you to continue to produce items efficiently and in whichever way you want. Regardless of whether you are just starting out with an entry-level machine or are looking to add suitable components to your workshop – we will help you forge your path forward. We provide machines and technology for wood-processing businesses of any size, including software and service. As your business develops, so too do the machines and technology.

YOUR SOLUTION

[MORE AT HOMAG.COM](https://www.homag.com)



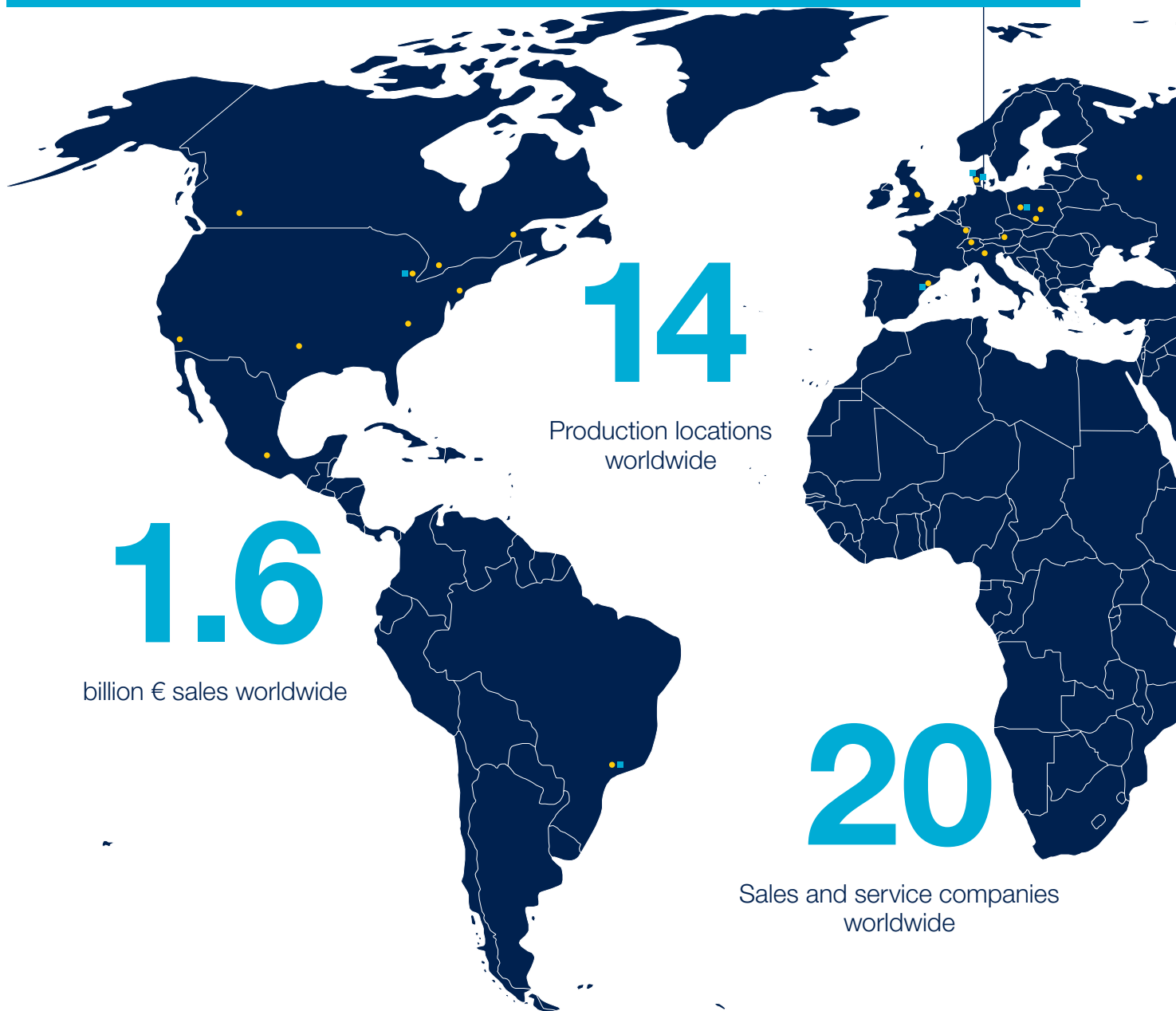
CONTENTS

04	HOMAG for woodworking shops
12	Storage and feed systems
22	Panel dividing saws
34	Edge banding machines
50	CNC processing
70	Assembly technology and packaging
76	Software solutions for the woodworking and furniture industries
86	Networking the workshop
96	Life Cycle Services
103	Contact

On-site, worldwide.

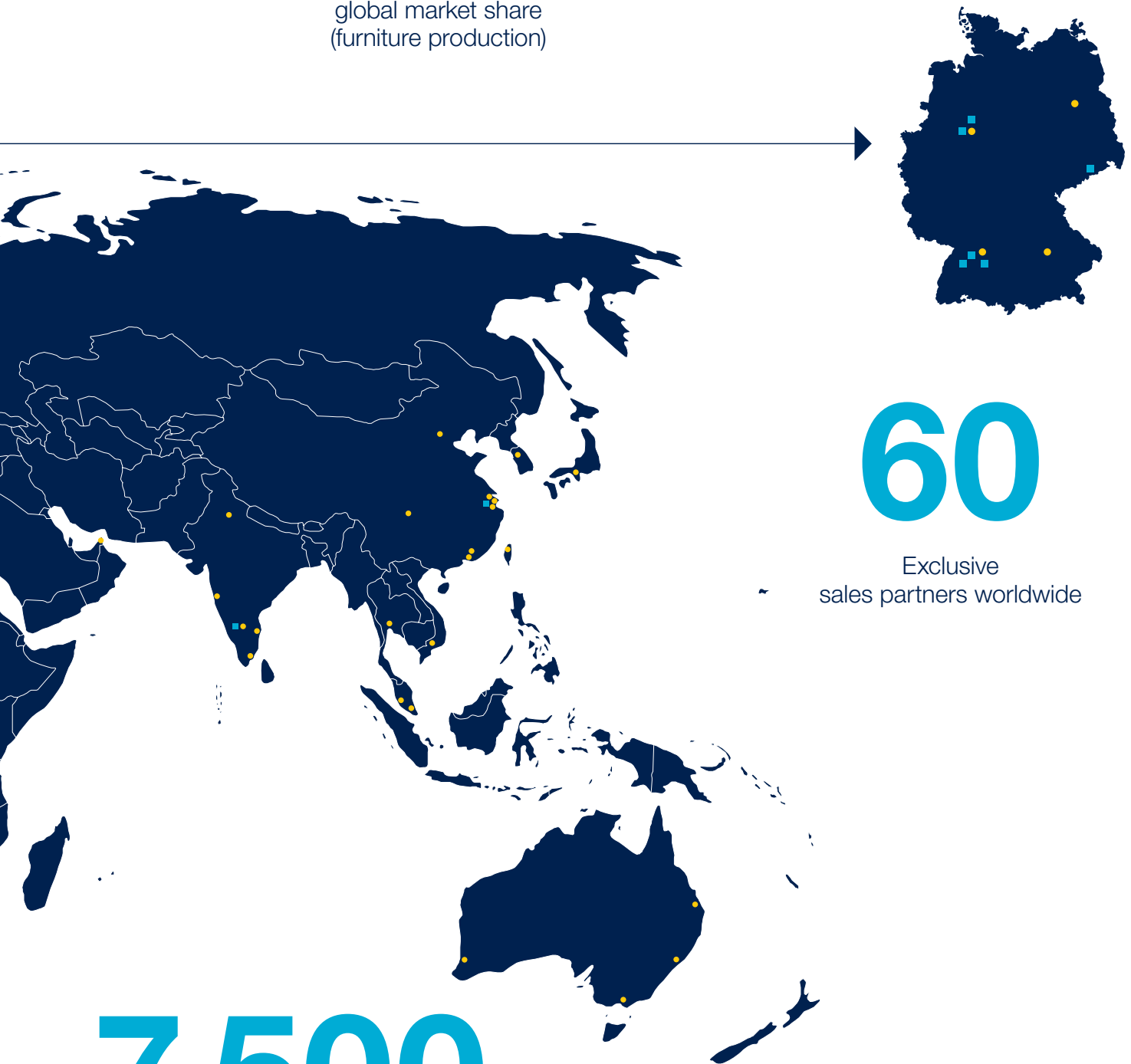
HOMAG is the global market leader for wood processing machines. With a global market share of more than 30% and around 7500 employees, we develop wood processing solutions around the world. We manufacture machines for furniture and component production, and timber construction at 14 locations. With a presence in over 100 countries and an extensive distribution network, we are your local partner.

This is the basis for strong partnerships, particularly with woodworking shops. With state-of-the-art machines and technologies, as well as comprehensive consulting and training offers, we ensure that you always receive exactly the right solution for your situation. As we see it, this includes supporting your business digitally – one step at a time and entirely in line with your ideas.



More than
30%

global market share
(furniture production)





60

Exclusive
sales partners worldwide

7,500

Employees worldwide

 Production sites worldwide
 Sales and service companies

You provide the wood. We provide the code.

Digitalization here, transformation there. Digital change is knocking at the wooden door, and it means business. But change frequently offers new opportunities – it doesn't necessarily have to be a bad thing. Carpentry workshops in particular do not have to become fully automated industrial businesses to maintain their competitive edge. HOMAG can help you by providing the appropriate entry-level modules. We are more than happy to hold an individual discussion with you to find out which solution is most suited to your needs.

Get started.

Achieve transparency, identify potential and improve your existing processes with the right entry-level solutions.

Adapt one step at a time.

Increase your productivity with automated machines or embedded autonomous production cells.

Automate as needed.

Ensure highly efficient production along the entire value creation chain with integrated production solutions that extend from order to delivery.





The software solutions from HOMAG provide you with optimal support along the entire process chain. From the CAD/CAM solution, through the cutting optimization, to apps and digital assistants, we offer you a holistic, modular solution that is perfectly adapted to your needs.

No need to branch out.

The question of how to achieve even greater success in the future is one that joiners and carpenters are faced with on a daily basis. Our portfolio provides the perfect answer: handling systems, panel dividing technology, dimensioning and edge processing, drilling systems, automation systems and software. HOMAG covers the complete process chain for the production of furniture and components.

As a manufacturer of individual machines and complex production systems, we have amassed a wealth of experience over the decades. This means that you can now benefit from services such as consulting, planning, financing, production, automation, processes, assembly and packaging – with HOMAG, the customer gets everything from a single source. For you, this means a high level of precision, innovative technology and coordinated components, allowing you to achieve long-term success.





Always a standardized control system: powerTouch2

The next generation: faster, clearer and more convenient.

If a company's systems are too complex, that company will lose valuable time. That is why HOMAG machines are designed so that their control system is intuitive and reliable. The next step toward user-friendliness is our powerTouch2 touch interface, which we have been developing continuously. We have optimized our standardized operating concept even further and adapted it to your requirements. Now you can control your HOMAG machines even faster and more intuitively. With its clear design, powerTouch2 has been designed to allow you to achieve the desired result easily and conveniently.



Even clearer.

- Clear structure: Software modules provide all the relevant information for the machine status at a glance
- Both standardized and attractive in terms of design and construction: You can control different HOMAG machines in the same way
- Fewer operating errors, greater efficiency
- TeleServiceNet Soft provides help in no time at all through targeted error analysis





Even faster.

- 30% time saving: powerTouch2 enables faster input
- Sentences are constructed in seconds with automatic word completion
- You can intervene at any time with the pop-up keyboard
- The "Start" button enables common actions to be accessed quickly, just like Windows



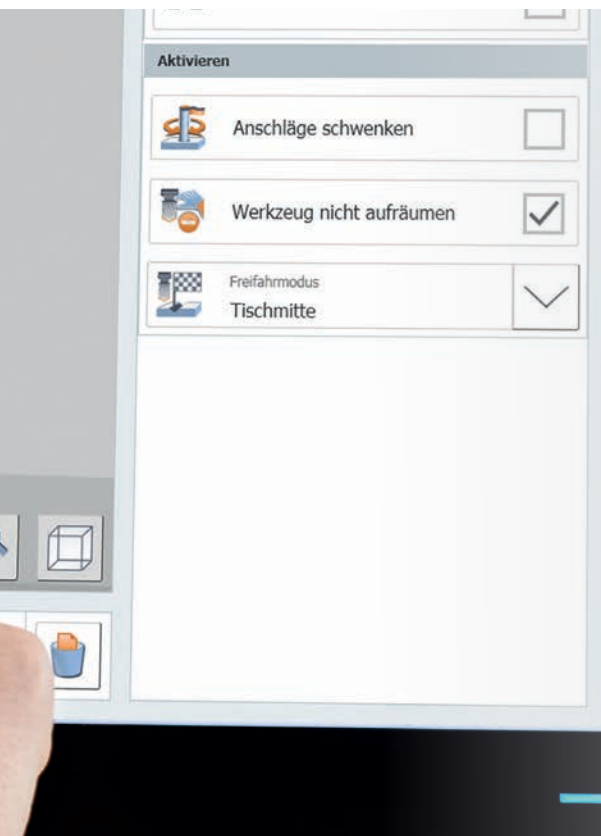
Even more convenient.

- Direct and reliable: You control the machine via the touchscreen monitor on the ergonomic powerTouch2 operating panel
- The optimized traffic light dialog lets you save even more time
- Direct and immediate operation in the "Start" menu: By holding the cursor on the program icons for a few seconds, you can execute actions immediately as well as display them
- More transparency, less searching: Preview images and additional information instead of simple program icons



Even more intuitive.

- Tailored to your needs: design and function combined in a single control system
- Incredibly simple machine operation: powerTouch2 is similar to the operating concepts of smartphones and tablets
- Intuitive and time saving: gesture control through zooming, swiping and scrolling
- Even beginners will feel immediately at ease and will soon be able to control the machine comfortably





Always in stock: the right solution.

Storage and feed systems for woodworking shops.

Our storage and feed systems take care of the logistical requirements at the start of your process chain. Feedback from our customers clearly demonstrates that our systems result in better organization, a transparent overview of warehouse stocks and a measurably improved material requirement.




Growing together.

The all-in-one solution for your storage.


Whether it's the largest possible range of part sizes and types, higher speeds or additional equipment: the new STORETEQ storage systems combine the strengths of automation with intelligent logistics. In order to provide you with an optimal storage connection, we have expanded the storage possibilities for the STORETEQ P-300 and P-500 storage systems with two key new features: The STORETEQ P-310 and P-510 second-level storage systems and STORETEQ P-320 and P-520 two-level storage systems. The new storage systems enable intelligent logistics with noticeable optimization effects - especially in the higher reliability, availability and standardized data integration and processing. This is achieved through the consistent use of the leading storage software woodStore.

The HOMAG storage systems optimize your storage area and save valuable production space

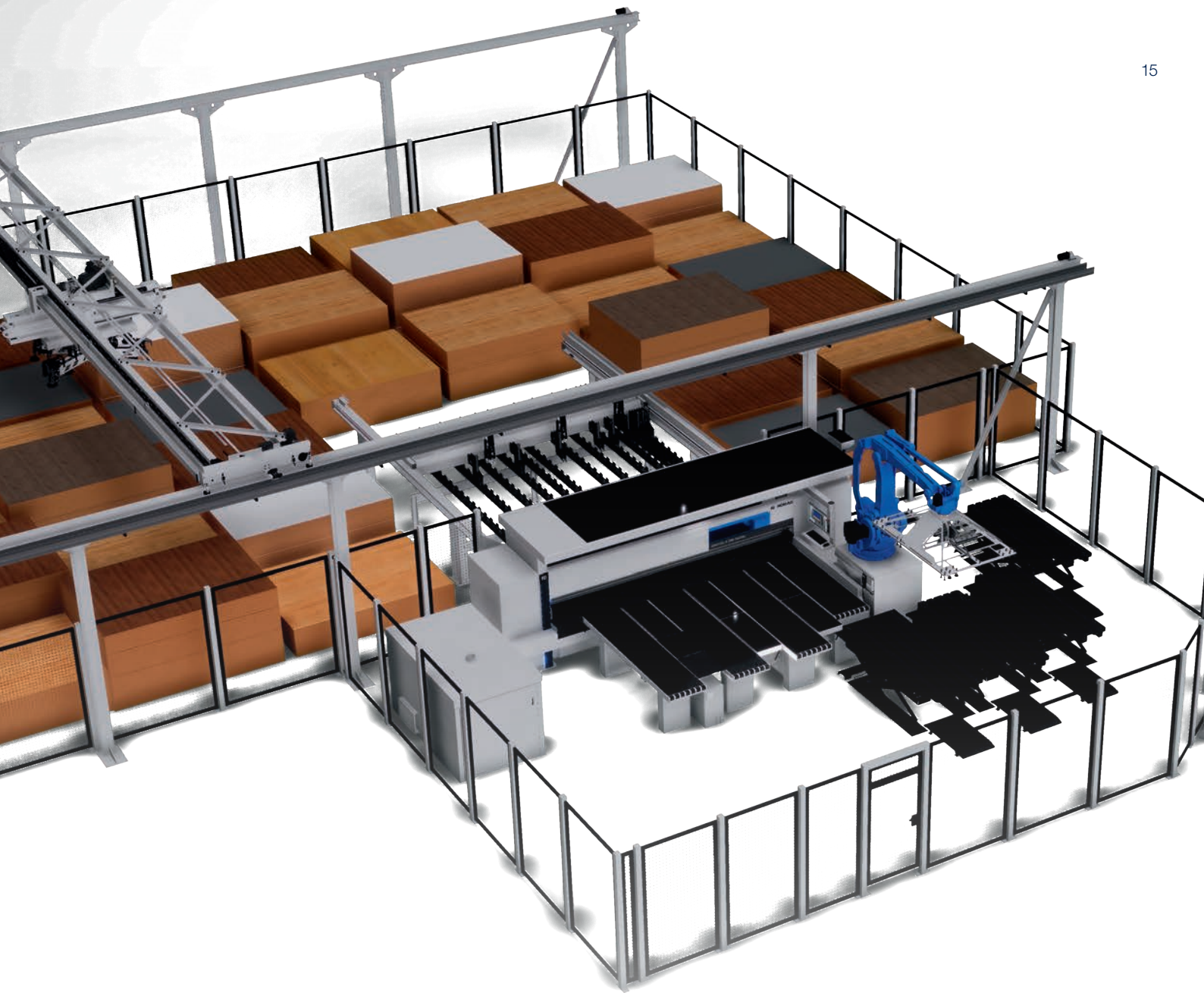
- One software, all possibilities: The woodStore storage software grows with your requirements
- No compromises: Configure the solution that suits you best
- Intelligent standby – the machine only consumes energy when it is in motion
- Optimal material consumption thanks to well thought-out material management
- Handling without extra costs – Management of coated sheets with a of minimum 3 mm thickness are possible as standard, thanks to the ST61 suction traverse
- Perfectly matched: Ideal utilization of the given space – without expensive hall extensions
- Complete solution from a single source – including saw, nesting machine, storage platform and software



The **ST71 suction traverse** in X geometry is the ideal optional feature for the panel storage. The self-learning cross rail generates the data required for panel handling independently and thus ensures dependable process reliability. The operator does not have to enter anything.



Processing machines are connected via standardized interfaces. Regardless of whether you're placing a panel directly on the saw or connecting a processing machine to the storage system using a roller conveyor, the STORETEQ P-300 ensures the connected machines add value optimally.



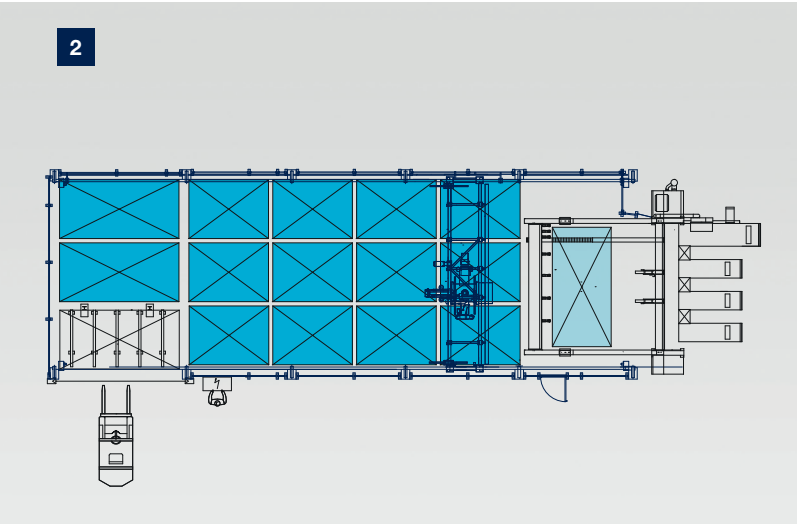
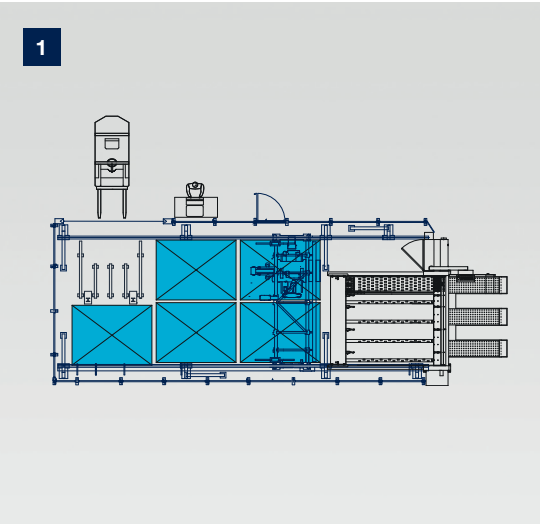
"This automatic storage system allows us to save time, which is an important competitive advantage. The search time, quality and speed have become noticeably improved. In particular, the material overview, offcuts management and the more structured processes have already paid off many times over."

Mario Beck – owner of the Tischlerei Mario Beck carpentry business

Intelligent logistics are a key to success

HOMAG storage systems are intelligent all-rounders that meet all your needs. Across all levels of production, the flow of material is optimized, stocks are managed in a transparent way and processing machines are used in an optimal way.

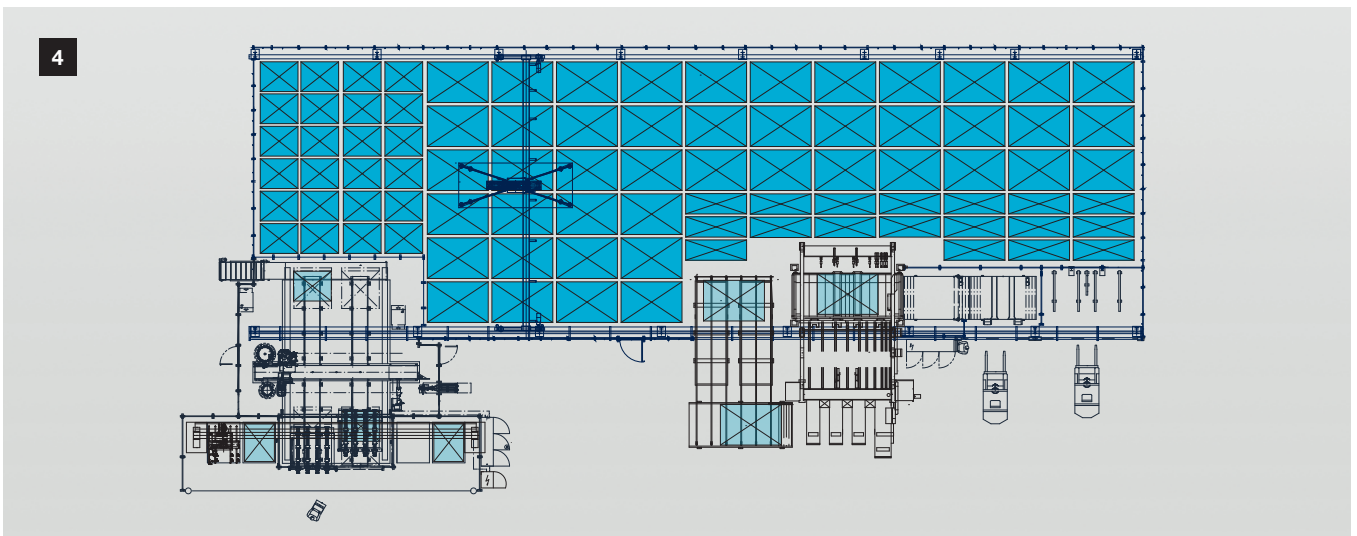
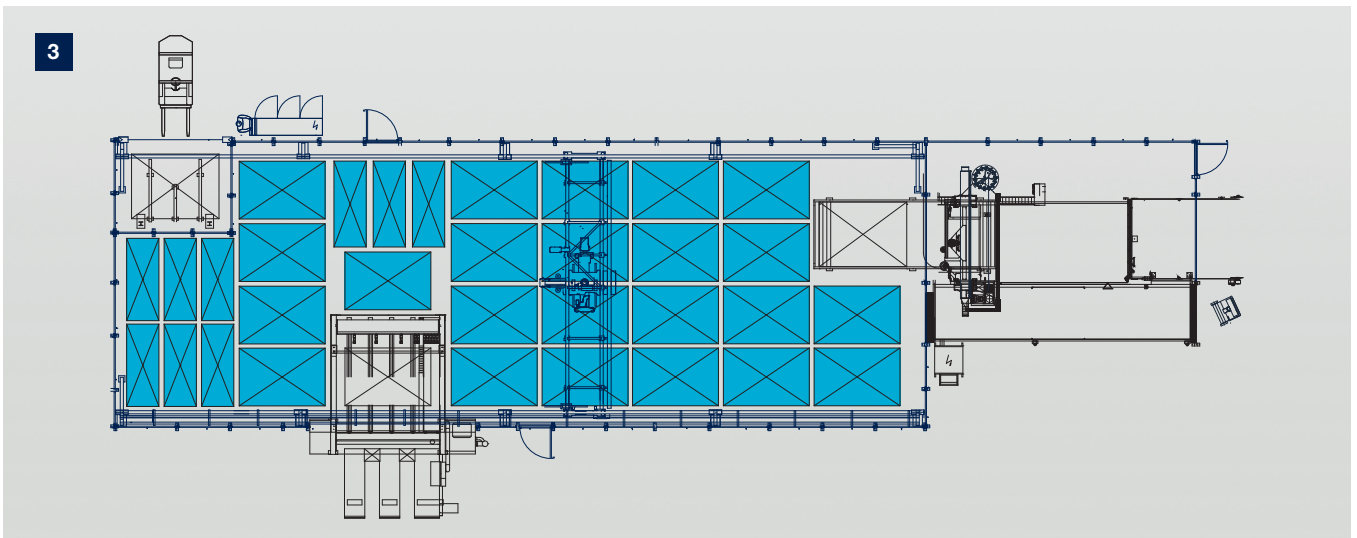
Start reaping the benefits now! Production capacity is increased, personnel and quality costs are lowered, and order processing becomes quicker and more flexible and economical.



1 Storage and saw with 5 stacking positions
Users include those working in traditional joinery

2 Storage and saw with 14 stacking positions
Users include fitters

STORAGE SYSTEM STORETEQ P-300 / P-500		
	standard features	with additional features
Span width (mm) P-300	5000	12000
Span width (mm) P-500	5000	16000
Frame length (mm) P-300	10000	50000
Frame length (mm) P-500	10000	100000
Speed		
Bridge (m/min)	60	120
Carriage (m/min)	80	120
Lift drive (m/min)	30	45 without Double Scissor Lift 65 with Double Scissor Lift
Workpiece length (mm)	2000–4200	max. 5600
Workpiece width (mm)	800–2200	min. 400
Workpiece thickness raw panel (mm)	6 and higher	
Workpiece thickness MDF (mm)	3 and higher	
Workpiece thickness coated panel (mm)	0,8 and higher	3 and higher
Workpiece weight (kg)	250	350
Stack height (mm)	2100	2500




**3 Storage with saw and CNC processing
with more than 20 stacking positions**

Users include those working in trade fair and shop construction, suppliers

**4 Storage with saw and processing center
with more than 30 stacking positions**

Users include kitchen and furniture manufacturers working on an industrial scale




woodStore⁸

Mobile,
networked,
user-friendly.



Mobile operation

Various functions can be controlled via mobile end devices connected within the machine's WIFI network.



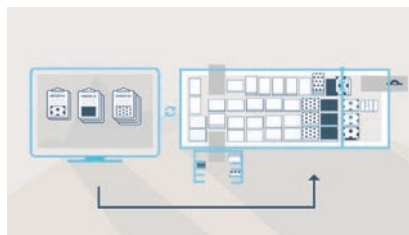
User management

Personnel-controlled warehouse operation with a functional range of up to 40 different user rights.



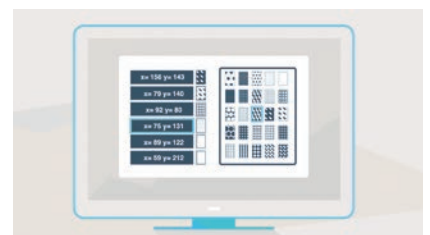
Smart Separation Learning

Fully automatic panel separation that requires only two panel handling settings.



intelliStore

All storage movements are monitored permanently and automatically adjusted to the current production conditions.



Integrated image database

Easy selection and assignment of panel finishes for realistic representation of the panels available in the warehouse.




Ten important reasons to opt for the woodStore storage management system

1. Open database systems enables seamless integration
2. Multi Terminal offers transparency and ergonomic operation
3. Smart Connected System: optimization, processing machine and storage are fully integrated into one cutting system
4. intelliStore: flexible storage organization that automatically adjusts to production conditions
5. Complete offcuts management prevents the buildup of offcuts
6. Forklift operator management: enables material supply separate from cutting
7. Management of outside storage is integrated
8. Easy Edit production lists: easy to change orders and sequence
9. Various storage strategies enable easy adjustment to production scenarios
10. Optimization of the production sequence enables high performance



Smart Connected System

Complete integration of optimization, saw and storage into one cutting system with corresponding standardized interfaces.



Email notification

In the event of any malfunctions in the operation of the storage system, the system sends an email to the email account specified.



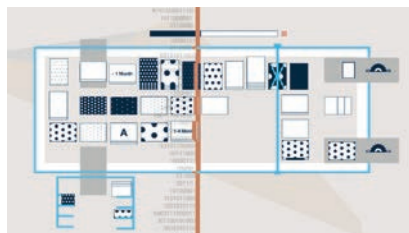
Database access analysis

Customer database is measured for performance and logged to identify digital bottlenecks.



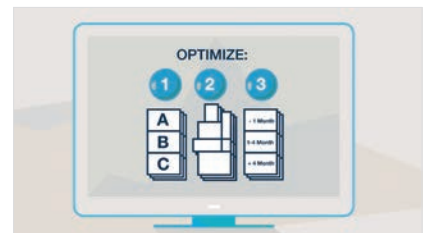
Scrap management

Automatic return of saw offcuts to storage with built-in panel measurement as part of the material intake process and management of manual offcut stocks with corresponding wizards for easy set-up.



woodStore Analyzer

In a period that can be selected individually, the main functions of the storage system are examined and analyzed according to the customer's requirements in order to determine whether the customer is using the storage system optimally.



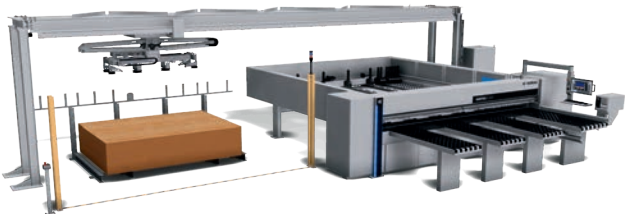
Further automated feeding at a glance



Easy2Feed

Small price, low space requirement

Easy2Feed is a particularly simple variant for automatic feeding of single saws from the SAWTEQ S-100 (cutting length 3800 mm) that can be retrofitted at any time. At the heart of the machine is a compact scissor lift table. This is integrated in the rear machine table of the saw and can deal with panel sizes up to 3100 x 2200 mm. It can conveniently be loaded by fork-lift truck. The system saves time, requires little space, improves ergonomics and increases the performance of the saw. If desired, the lifting table can be installed in a pit. This enables a significantly higher load with stack heights of up to 800 mm and a maximum total weight of up to 3 t.



HOMAG single-axis feeder STORETEQ F-100

Fully automatic and material-friendly

Efficient, ergonomic, material-friendly: the new HOMAG single-axis feeder F-100 is an asset to every aspect of the production line and it does not take up much space either. The control system is particularly intuitive and simple and is operated directly at the saw via woodStore. It is available for single saws without a lifting table. The feed gantry fetches the next panel from the stack position next to or behind the saw, turns it if required and places it in the saw. Fully automatic and material-friendly in the saw cycle. Good to know: A choice of multiple different layouts to suit specific requirements and space are available. For example, with a traveling lifting device and suction cross rail, with a rotating unit for rotations up to 90 degrees and with automatic weight detection.

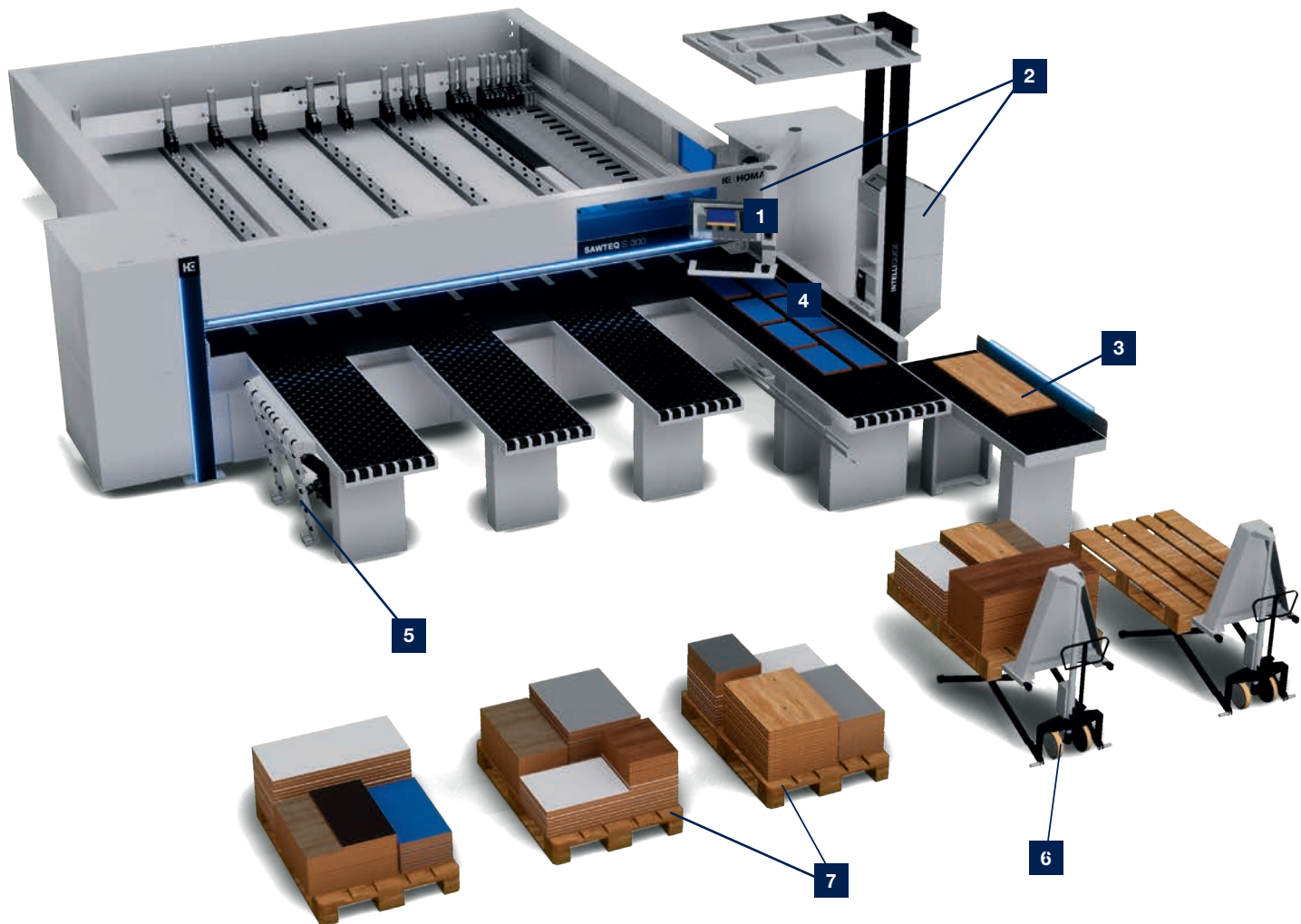
HOMAG STORETEQ F-100 single-axis feeder

Panel dimensions, stack position (mm)	Panel length (mm)	Panel width (mm)	Panel thickness, coated (mm)	Speed (m/min)	Unit weight of panels (kg)	Stack height (mm)	Performance
Storing place 3200 x 2100 / 4200 x 2200 mm	2000 to 4200	600 to 2100	8 to 40	Carriage: 80 Lift drive: 25	max. 250	1800 (optional 2100)	1 to 2 cycles/min from the first stack

Illustrations may show the technical principle but not the precise machine variant described. Optional features, for example, may be shown.

Destacking concept: for zero errors – even with mixed stacks

The destacking concept guides the operator from depositing the first part to forming the perfect stacked pallet. This has been achieved by combining software and hardware in an overall concept. The software shows machine operators when and where they should stack each particular part. You select the appropriate hardware components according to your requirements. Altogether, this adds up to improved efficiency and ergonomics for all work steps. Times and routes that do not add value are systematically reduced.



- 1** Destacking software as add-on module for CADmatic 5
- 2** Label printing with destacking details – using the manual label printer or the automatic label printer near the pressure beam (page 55)
- 3** Ergonomic parts buffer
- 4** Chopping edge

- 5** Pneumatically operated feeding and destacking aid on the long side of the air cushion table
- 6** Scissor lift pallet truck "HuGo"
- 7** Intelligent stack formation

MORE AT HOMAG.COM



Destacking concept



Be **a cut** above the rest.

Panel dividing saws for woodworking shops.

Every business has different requirements when it comes to the saws they use but one thing is always the same: the saw must operate precisely. Whether it's a single saw, lifting table saw or angular saw unit; whether you've added extras or use just the basic equipment – our panel dividing saws let you process orders quickly, cost-effectively and in whichever way you want.



Single saws at a glance



SAWTEQ S-100

The perfect introduction to precision cutting

The smallest HOMAG panel dividing saw costs little more than a well-equipped circular saw, but cuts are performed semi-automatically thanks to optimized cutting patterns and program-controlled workpiece positioning. Package cutting is also possible.



SAWTEQ S-200

For those who want to get off to a good start

The SAWTEQ S-200 has everything you need for cutting in woodworking shops: power, precision and flexibility. This is also evident in the expansion options: for example, you can increase the performance of the saw with a simple storage control connection.



SAWTEQ S-300

Maximum versatility

The saw combines performance, speed and reliable technology with intelligence and digital, self-learning functions. This is reflected, among other things, in an increased performance level with lower energy consumption and significantly improved ergonomics. Whether it's cutting books, thin panels, special materials or batch size 1 with an automatic storage control connection: The SAWTEQ S-300 leaves nothing to be desired when it comes to processing versatility.



SAWTEQ S-400

Has room for extra-high books of panels

You can equip the SAWTEQ S-400 individually according to your requirements – with all the freedom you need, just like the SAWTEQ S-300. What's the difference? Instead of 80 mm or optionally 95 mm, the SAWTEQ S-400 scores points with even higher saw blade projections of 100 mm or 125 mm.

Technical data*

Single saw	Saw blade projection (mm)	Cutting lengths (mm)	Program fence speed (m/min) **	Saw carriage feed (m/min)	Main saw motor (kW)
SAWTEQ S-100	65	3200/3800	Up to 60	Up to 60	5.5 (optional: 7.5/9.2)
SAWTEQ S-200	65 (optional: 80 or 95)	3200/3800/ 4300	Up to 80	Up to 80 (optional: 120)	7.5 (optional: 9.2, 11 or 18)
SAWTEQ S-300	80 (optional: 95)	3200/3800/ 4300/5600 ***	Up to 90	Up to 150 (optional: 170)	50 Hz: 11 (optional: 18 or 24) 60 Hz: 11 (optional: 21 or 28)
SAWTEQ S-400	110 (optional: 125)	3200/3800/ 4300/5600 ***	Up to 90	Up to 150 (optional: 170)	50 Hz: 18 (optional 24) 60 Hz: 21 (optional 28)

* Values relate to the standard features

** Forwards 25 m/min

*** Only in Right-Side Version

Overview of lifting table saws



SAWTEQ S-210 with lifting table

Manual or automatic – the choice is yours

Equipped with an integrated lifting table, the SAWTEQ S-210 can also be fed from the rear – controlled by the program and in line with the saw cycle. This is significantly more ergonomic, faster and more efficient than only feeding from the front. The flexibility is that this saw allows you to use both feed variants equally – depending on the job.



SAWTEQ S-310 with lifting table

The classic saw with extra power

The SAWTEQ S-310 is the classic HOMAG saw. It has extensive equipment with almost limitless expansion options. The same applies to the SAWTEQ S-310 with integrated lifting table. It enables automatic feeding from the rear, thus speeding up cutting and increasing throughput with greatly improved ergonomics.

Technical data*

Single saw with lifting table	Saw blade projection (mm)	Cutting lengths (mm)	Program fence speed (m/min) **	Saw carriage feed (m/min)	Main saw motor (kW)
SAWTEQ S-210	65 (optional: 80 or 95)	3200/3800/4300	Up to 80	Up to 80 (optional: 120)	7.5 (optional: 9.2, 11 or 18)
SAWTEQ S-310	80 (optional: 95)	3200/3800/4300/5600 ***	Up to 90	Up to 150 (optional: 170)	50 Hz: 11 (optional: 18 or 24) 60 Hz: 11 (optional: 21 or 28)
SAWTEQ S-410	110 (optional: 125)	3200/3800/4300/5600 ***	Up to 90	Up to 150 (optional: 170)	50 Hz: 18 (optional: 24) 60 Hz: 21 (optional: 28)

Illustrations may show the technical principle but not the precise machine variant described. Optional features, for example, may be shown.

* Values relate to the standard features
** Forwards 25 m/min
*** Only in Right-Side Version



SAWTEQ S-410 with lifting table

For fast-paced cutting

Are you looking for a high-performance saw for processing larger volumes of panels in finished cut quality? Then the SAWTEQ S-410 with lifting table is perfect for your business. The saw combines automatic feeding via the rear machine table with a large saw blade projection. This makes it highly productive and fast in cutting.




For full cutting flexibility: SAWTEQ S-300/S-400 flexTec robot saws



SAWTEQ S-300 flexTec

Robot performance meets manual operating freedom


The SAWTEQ S-300 flexTec can easily be operated manually for cutting books or dividing thin panels and special materials. Just like any other panel dividing saw. The difference: If required, this saw allows you to cut individual panels without any personnel at all over a long period of time using a robot. Simply by switching to automatic mode. The SAWTEQ S-300 flexTec is available either as a single saw or as a single saw with a lifting table – depending on the requirements profile and production strategy.



SAWTEQ S-400 flexTec

Even handles tall books of panels

With saw blade projections of 110 mm or optionally 125 mm and a main saw motor that is significantly stronger in the standard version, the SAWTEQ S-400 flexTec offers even more freedom than the SAWTEQ S-300 flexTec. For example, significantly higher books of panels can be divided in operator mode. This increases throughput and power while maintaining a consistently high robot performance. Just like the SAWTEQ S-300 flexTec, the SAWTEQ S-400 flexTec is also available as a single saw or as a single saw with lifting table.



Cutting quality measuring system (MSQ)

For the SAWTEQ S-300/400 flexTec

The newly developed cutting quality measuring system, MSQ for short, enables automatic monitoring of the cutting quality by regularly checking the edge breaks within predefined warning and limit values.

Lots of potential for your production:

- Objective and regular evaluation: more frequent quality management and unique results interpretation with reduced operator interventions
- Demand-based saw blade change: use of maximum saw blade service life and increased availability
- Avoid reject parts: less post-production effort since specified, material-specific limit values are observed
- Increased process reliability and potential for further process and cost optimizations

MORE ON YOUTUBE



Measuring
system cutting
quality

Technical data*

Robot saws	Technical data Basic machine	Panel size (mm)	Part size (mm)	Panel thickness (mm)	Productivity	Weight of boards
SAWTEQ S-300 flexTec	See "SAWTEQ S-300 single saws"	3200 x 2100 (optional 4200 x 2100)	max. 2800 x 1200 min. 190 x 80	max. 60, min. 8	up to 1000 parts/shift	max. 125 kg
SAWTEQ S-310 flexTec	See "SAWTEQ S-310 single saws with lifting table"	3200 x 2100				
SAWTEQ S-400 flexTec	See "SAWTEQ S-400 single saws"	3200 x 2100 (optional 4200 x 2100)				
SAWTEQ S-410 flexTec	See "SAWTEQ S-410 single saws with lifting table"	3200 x 2100				

* Values relate to the standard features

Cut Rite – the optimization software for efficient cutting processes

Lower costs per cut? It's really easy!

Clearly structured and easy to use – that's Cut Rite's formula for your success. Cut Rite includes all the features that are important for your day-to-day work. On top of this, you can add additional modules and increase the number of licenses. Another advantage: you can automate many steps. This reduces manual operation to a minimum.

01 DATA IMPORT



Cut Rite is compatible with all common industry solutions. Parts list tables in PTX, CSV or XLS format can be transferred with all information at the touch of a button.

02 OPTIMIZATION PROCESS



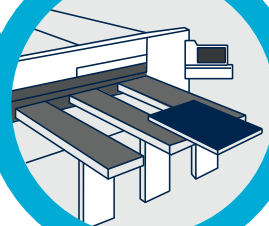
You set the standards for your cutting process, not the software. Detailed parameter settings allow you to align the optimization results to your specific manufacturing process. All configuration options are graphically visualized, making them easy to find and use.

03 CUTTING PATTERN



Reporting options can be configured to your requirements and all the results clearly portrayed. Key figures are instantly available.

04 PRODUCTION



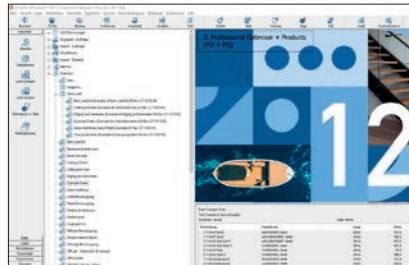
The optimization software supplies both the saw and the nesting machine with data and uses the parts list to identify how you want to produce. You can create the contour elements for single parts as an MPR file (e.g. with woodWOP), transfer DXF data or program data directly into Cut Rite. A simple parts list is sufficient for cutting rectangular components.

Software highlights



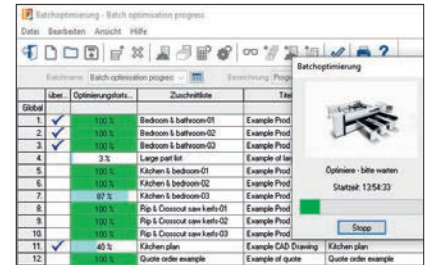
Graphic cutting pattern editor

With other programs, you have to start again from the beginning if there is a change to the parts list or if you want to cut an optimized pattern differently. With Cut Rite, you simply grab the mouse and enter the changes directly in the cutting pattern.



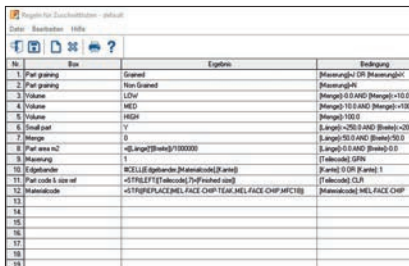
User-friendliness is key

Cut Rite has always had an outstanding reputation for ease of use. This is ensured by a modern interface, simple input options and the ability to automate key processes.



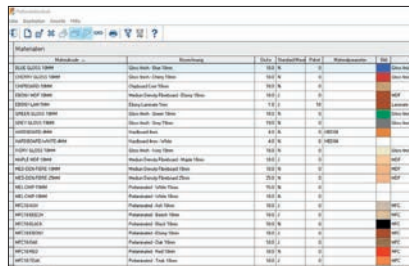
The algorithm: default fast

Cut Rite's calculating engine uses all your computer's processors. This increases the number of computer operations, achieving optimum results very quickly.



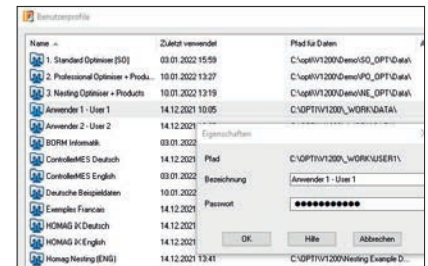
Rules editor for cutting lists

This editor allows you define rules for data handling and for automatic generation of data specifically to suit your manufacturing process. Important key figures can then be calculated fully automatically in an instant.



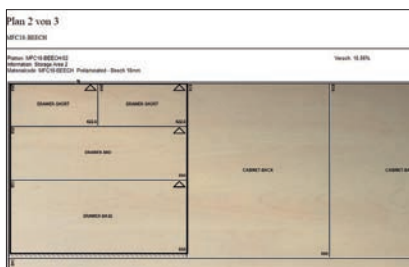
Integrated material database

Here you can set up data for all your panel materials, enter panel usage and register offcuts so that they can be used later. Connection to horizontal storage systems is child's play, thanks to modular extensions.



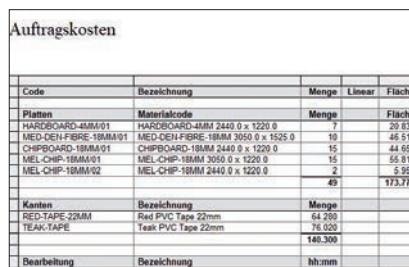
User profiles

You can create a profile for each user – with password, paths, access rights and much more. All employees can therefore find their way around instantly and use the features they need.



Veneer templates

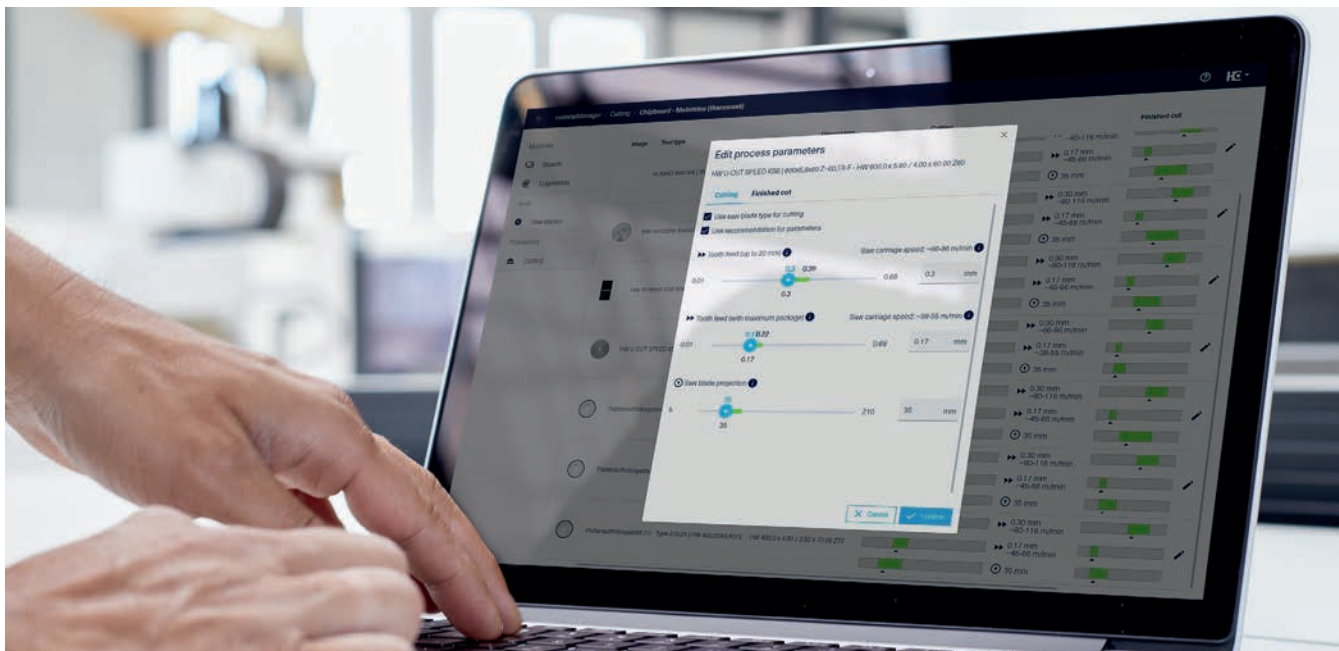
Templates define the location of components in the cutting pattern – either to achieve a harmonious veneer pattern or to group together narrow components before edging.



Calculating material and machine costs

A big advantage when preparing quotations: Cut Rite immediately indicates the material costs and calculates the machining time. You can therefore calculate each order exactly and benefit from simplified production planning.

materialManager Advanced



Proposes optimal parameters automatically on your saw, corresponding to your materials, tools and quality requirements.

Anyone who has ever been responsible for cutting knows that consistent machining quality is not a given. A large variety of materials, multiple machine operators and different saws are just three of the potential daily challenges, along with questions such as: How can the tool life be increased? And how can workflows be made simple and efficient? materialManager Advanced gives you all-round support for these issues.

- **Efficient and simple machine use:** Based on your quality requirements and saw blades, your machine automatically adjusts itself correctly to the material – for optimal interaction of feed and saw blade projection, and potentially also speed, regardless of the respective machine operator.
- **Fewer sources of error:** Automatic adjustment of saw parameters when the material is changed. The machine operator is also warned if they are using an unsuitable tool.
- **Creates transparency:** By looking at the app, the user can easily see how the tool was used and when it needs to be sharpened.
- **Up to 8% performance potential:** Optimized feed speed at a defined processing quality.
- **Up to 20% lower tool costs:** Extended tool life thanks to optimal saw parameters.
- The software can be used for all saws from the 3 series.
- Authorized persons can adjust the settings at any time from the office via the web-based materialManager Advanced app.
- All machines with a materialManager Advanced license use identical settings, thereby ensuring quality.
- The recommended parameters can be readjusted at any time.

MORE AT HOMAG.COM



digital.homag.com

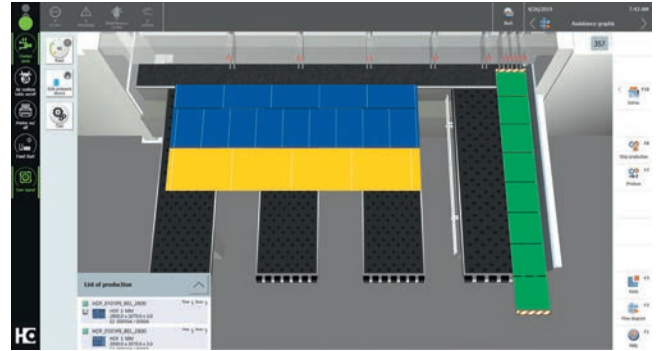


homag.com

CADmatic 5 – the change in perspective


The saw control system has a new 3D assistance graphic that shows the machine operator all the steps clearly and in order. It can be operated intuitively, which shortens the training time and reduces errors to a minimum.

- Simple, intuitive and ergonomic machine operation thanks to the 3D assistance graphics.
- The result is smooth processes and consistent output
- Swiveling 24" full-HD multitouch display in widescreen format enables easy handling via wiping, scrolling and zooming
- Uniform operating concept thanks to the powerTouch user interface
- All HOMAG saws with CADmatic 5 are automatically tapio-ready




intelliDivide Cutting – the easy way to first-class optimization results

Simply upload the parts list. Done! intelliDivide gives you a choice of optimized cutting patterns in an instant. Depending on requirements, results can be based on minimizing waste, or focus on the shortest production time or the simplest handling. And all without having to invest in software and computing power – simply via tapio.



Optional feature: innovative operator guidance with intelliGuide

More fluid workflows, improved ergonomics, fewer errors and higher output: this is what intelliGuide stands for. The innovative assistance system works in a similar way to a navigation system in a car. It guides you step by step through the cutting process and reacts interactively to the actions of the machine operator. Colored light signals at the cutting line and – depending on the expansion level – laser projections indicate to the employee what needs to be done next, directly in the work field of vision or on the workpieces. If the operator deviates from the planned sequence, intelliGuide adapts the saw sequences independently or corrects the operator.



MORE AT HOMAG.COM



intelliGuide



digital.homag.com



Show off a clean **edge.**

Edge banding machines for woodworking shops.

No two orders are the same. Our flexible solutions for formatting and edge banding can prepare you for this in the best possible way, as the machines are precisely aligned to the day-to-day realities of being a joiner: a wide variety of materials, precise processing and efficient production.



The basis for success

If you are new to mechanical edge processing, you have come to the right place. Thanks to their short and compact design, these machines are suitable for use even in the smallest of workshops. With these models, we enable complete processing of your workpieces. From manual

unit adjustment to multi-level technology with automated operation – these machines have got everything covered. They can also cope with important requirements such as the production of zero joints or the processing of PUR adhesives.

EDGESEQ T-100|200

Machine length (mm)	2078/1130
Feed (m/min)	var. 3–9/manual
Edge thickness (mm)	0.5–3/0.4–3
Workpiece thickness (mm)	10–55/16–55



Table machines – flexible solutions for all shaped parts.

- The flexible machine concept for gluing and processing shaped components
- Direct glue application and individually positionable distance cams ensure a wide range of applications
- Digital edge length preselection to activate the roller separating device automatically for long workpieces
- Flush trimming machine, fitted with precision ball bearings to trace workpieces for consistent trimming results
- Optional end snipping device for the complete processing of straight and shaped components

EDGESEQ S-200

Machine length (mm)	3690–4605
Feed (m/min)	8
Edge thickness (mm)	0.3–3
Workpiece thickness (mm)	8–40 8–60 (1130 AT/1130 FC)



EDGESEQ S-200 series – the reliable entry point.

- Available also with a joint trimming unit for perfect cuts and optimum glue joint quality
- Direct glue application on the workpiece using a gluing roller for an even glue application, including for PUR granulate
- Dual-motor snipping unit for optimum snipping results
- Profile trimming unit for rounding corners
- Two empty slots in the post-processing section can be fitted with any options for outstanding flexibility
- airTec unit for a perfect zero joint



EDGESEQ S-240 series – for demanding requirements.

- Available also with a joint trimming unit for perfect cuts and optimum glue joint quality
- Profile trimming unit for rounding corners
- Trimming unit for a clean trimming result and with optimum extraction using DFC (dust flow control) tooling technology as well as optional automation
- airTec unit for a perfect zero joint
- Top QA 65N glue application system for quick change (EVA/PUR) and easy cleaning
- Multi-level technology on the scraper ensures versatile use with changing materials (1240 FC)
- Pneumatics for fully automatic and highly flexible adjustment of the machine to the edge thickness as well as different profiles (1230 HF)

EDGESEQ S-240

Machine length (mm)	4236–5035
Feed (m/min)	11
Edge thickness (mm)	0.3–6
Workpiece thickness (mm)	8–60

Uncompromising performance

These machines feature a comprehensive range of units, high feed speeds and high-performance motors. From perfect zero joints and PUR glue processing in the glue joint, to highly flexible corner processing and an optimum finish.

These machines will meet your requirements for a highly flexible all-rounder. A high degree of automation as standard or unlimited flexibility in equipping the units, whatever you choose, we have the perfect machine to suit your needs.



EDGETEQ S-300 series – the high-performance mid-range solution.

- High-strength gluing due to optimum workpiece preheating
- Multifunctional profile trimming unit for corner rounding and flush milling
- Extremely fast setup times thanks to pneumatic adjustment and entry via the powerTouch control system
- Multi-level technology on the trimmer and scraper as standard, ensuring extremely flexible use with changing materials (1440 E)
- Top QA 65N glue application system for quick change (EVA/PUR) and easy cleaning
- Optimal PUR processing thanks to a cartridge pre-melting unit
- Servo axes for fully automatic and highly flexible adjustment of the machine to the panel and edge thickness as well as different profiles (1430 HF/1440 HF)

EDGETEQ S-300

Machine length (mm)	4773–5573
Feed (m/min)	8–14
Edge thickness (mm)	0.3–8
Workpiece thickness (mm)	8–60



EDGETEQ S-380	
Machine length (mm)	4.773–8.273
Feed (m/min)	8–20
Edge thickness (mm)	0.3–12 (15)
Workpiece thickness (mm)	8–60

EDGETEQ S-380 series – the powerful all-rounder.

- QA 65N gluing system for faster color and glue changes (EVA/PUR), simple cleaning and precise metering
- Trimming unit for a clean trimming result and with optimum extraction using DFC (dust flow control) tooling technology
- Servotrim profile trimming unit ensures gentle tracing, ideal for processing lightweight panels and high-gloss surfaces
- airTec unit for a perfect zero joint
- Multi-level technology on the trimmer and scraper as standard, ensuring extremely flexible use with changing materials (1650E)
- Multilevel technology on the profile trimmer. Easy to switch between 2 profiles
- Servo axes for fully automatic and highly flexible adjustment of the machine to the panel and edge thickness as well as different profiles (1650 HF/1660 HF)

EDGETEQ S-380 profiLine series – machines that can be equipped for any task on a fully individual basis.

- The profiLine toolbox always offers the optimum solution to meet your requirements

EDGETEQ S-500: Introduction to the industrial class

Is your edge banding machine stretched to its limits? Then it is time to take the next step with the EDGETEQ S-500. From multi-level technology for the automated processing of various profiles, a grooving unit, to modern zero joint

technology with the airTec unit, the machine offers everything that woodworking shops truly desire. The high level of automation of the units ensures short setup times and optimum ease of use.



EDGETEQ S-500	
Machine length (mm)	8365–9365
Feed (m/min)	16–20
Edge thickness (mm)	0.3–3
Workpiece thickness (mm)	8–60

Advantages of the EDGETEQ S-500

More flexibility thanks to the extended range of units available

The MS40 multi-level trimming unit, the MF60 Servotrim multifunction profile trimming unit and the MN11 profile scraper for two profiles can now be used for the EDGETEQ S-500 and provide access to an even wider array of possibilities for individual requirements.

Simple processing of PUR

PUR, EVA and airTec can be processed with one machine on request.

Increased availability and shorter machine setup time

With the AG12 and AG12 Basic gluing units, the application unit for hot-melt glue can be emptied easily in the machine.

Less cleaning and increased safety

Pneumatic metering slides on the application unit for hot-melt glue close automatically, prevent dirt and reduce the amount of cleaning required, e.g. in the event of a power failure.

Increased cost efficiency

The unit combinations can be optimally adapted to your requirements – such as with two-profile technology or three-profile technology.

Expandable

Thanks to the drilling grid, the machines are easier to expand and offer even more protection for your investment.



EDGESEQ S-500 profiLine: Machines as unique as your furniture

The profiLine series is suitable for any application and offers feed speeds of 20, 25 and 30 m/min. It processes all types of edge materials used in today's applications. Select the units

that are best suited to your requirements from our extensive toolbox. Thanks to workpiece feed systems, workpieces can be fed in with logic and precision.



Equipped as required: EDGESEQ S-500 profiLine.

The all-rounder EDGESEQ S-500 profiLine for banding edges of rolls of material up to 3 mm and solid strips up to 20 mm.

- Universal profile trimming units with one, two or four motors for tear-free copying, including of veneer edges
- Automatic changeovers to different profiles
- Industry-proven units from the extensive modular range

In addition, the range for individual equipment options offers scope for the complete processing of aluminum edges or entry into fully automated flexible production. With the "airTec" and "laserTec – Next Generation" (due to patent restrictions, this solution can only be used with Rehau edging in Germany) processes, you produce parts with a visual zero joint in the very highest quality. The FK31 powerTrim profile trimming unit makes performance and quality available in the industry standard.


**EDGETEQ S-500 PROFILINE**

Machine length (mm)	6365–13365
Feed (m/min)	16–20 (25.30)
Edge thickness (mm)	0.3–20
Workpiece thickness (mm)	12–60 (optional: 8–100)

woodCommander 5

Faster. Safer. More flexible.


Software for quick selection of the processing programs and the edge material. For the reliable and fast acquisition of production parameters as well as the workpiece-oriented creation of machine programs.



woodCommander⁵

Faster

- **Fewer clicks** – e.g. by combining parameters
- **Quick program change** thanks to preview images from the 3D simulation
- Permanent overview window for **quick orientation**
- **Fast overview** thanks to scaled WYSIWYG representation
- **Focus** on processing steps
- **Faster entries** thanks to the pop-up keyboard with predicted text
- Situation-specific **display of relevant parameters**
- **Time and cost savings** thanks to fewer sample workpieces
- **High quality** even **for the first workpiece**



Safer

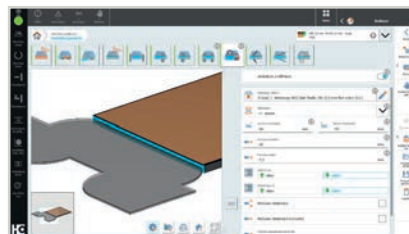
- **High operating reliability** thanks to **real 3D workpiece simulation**
- Display of the **dimensioning directly on the 3D workpiece**
- **Understanding of the processing steps** thanks to the simulated effect on the workpiece as well as the switchable tool track
- **Automatic check** of impermissible parameter combinations with suggested solutions – e.g. if the edge is too thick: "Change edge thickness" or "Switch off scraper"
- **Setup** with manual adjustments **via QR code**
- **Identification** of unsaved program parameters

More flexible

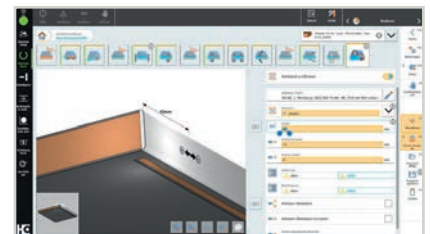
- **User-specific arrangement** of parameters
- **Maximum flexibility** thanks to widgets for programs, edge material ...
- Individual integration of **edge macros** into the program
- **Standardized tool management** via HOMAG ToolManager
- **Demand-based switching** of operating parameters, e.g. of the joint dimension
- Integrated **user rights management** – e.g. only authorized employees may change programs



With just a few clicks, you can access the workpiece program.



3D workpiece simulation with tool track that can be displayed or hidden.



When the parameter is selected, the dimensions are displayed on the workpiece.

Edgeband Management Set – The edgeband assistant



The edgeband assistant helps you to keep a complete overview of all information about your edge material and your material inventory. You can find the right edgeband quickly and easily at any time, eliminating the search for the right material.

Your benefits at a glance:

- **Complete overview:** all edge information is available at a glance. The apps and the HOMAG edgeband rack offer a permanent overview of stock. The printer can also be used to create labels to identify each edge roll individually.
- **Easy management:** clear management and unique identification of edges in the rack (incl. offcut lengths). The system documents edges that are put into and taken out of storage, indicating the storage position.
- **Space saving:** through vertical storage of the edgebands.
- **Time saving:** reduced setup times thanks to faster edge changes and not having to search for edgebands.

"We no longer need to walk from the office into the hall and rummage around for edges."

Katharina Höppner, ZB Holzsysteme

MORE AT HOMAG.COM



Edgeband
Management Set

Edge Data Package: efficient networking of your machine control unit and your edge data



Don't have an overview of your edgeband stock? Did you run out of edgeband material or order too much? Managing your edge data has never been easier than with the Edge Data Package! The combination of the Edge Data plug-in and the Edgeband Management Set enables you to access a catalog containing all edgeband data from leading edge suppliers directly on the machine. While woodCommander 5 makes direct operation on the machine easier, the plugin links the machine to the Edgeband Management Set.

Your benefits at a glance:

- **Complete transparency:** all information about your edgebands available at a glance.
- **Lightning-fast and error-free recording** of your edge data – without any manual intermediate steps.
- **Easy and continuous access to all edgeband** data from leading edge suppliers directly on your machine.
- **Sustainable:** complete overview of edge stock and storage locations. This reduces duplicated orders and saves costs.
- **Efficient networking:** With the Edge Data plug-in, woodCommander 5 is used to directly connect your machine (e.g. EDGE TEQ S-500) and the edgeband assistant.

"Today, I have all the catalog data directly in my machine control unit"

Pellore Aptatur, Tutam quas, Placeratur


Maximum productivity

Returns for format and edge processing

Workpiece returns from the LOOPTEQ series supplement the machines in the EDGETEQ series optimally. The LOOPTEQ O-200 is ideal for small, narrow and medium-sized workpieces. If you have a wide range of parts, from small and

light to large and heavy workpieces, the LOOPTEQ O-300 is ideal. The high degree of automation makes the LOOPTEQ O-600 with workpiece handling a true all-rounder.

	LOOPTEQ O-200	LOOPTEQ O-300 TFU 140/20	LOOPTEQ O-300 TFU 140/25
Workpiece length (mm)	300–2500	300–2500	240–2700
Workpiece width (mm)	50–1450	60–800	60–1000
Workpiece thickness (mm)	8–60	8–60	8–60
4-SIDED PROCESSING			
Min. workpiece size (mm)	300 x 300	300 x 80	240 x 80
Max. workpiece size (mm)	1,450 x 1,450	2,000 x 800	2,500 x 1,000
MISCELLANEOUS			
Max. workpiece weight (kg)	50	50	50
Surface weight (kg/m ²)	25	25	25



LOOPTEQ O-200 – get started with easy part flows.

The return is ideally suited for customers with small, narrow and medium-size workpieces.

- Fast return on investment – pays for itself with just 9 hours of operating time per week
- No training required – set up LOOPTEQ, connect and get started
- Flexible personnel organization thanks to cost-effective single-person operation
- Ergonomic working – manual parts handling is reduced to a minimum
- Better quality control – quick response to material adjustments



LOOPTEQ O-300 – for wide variety in the parts flow.

The return is ideally suited for customers with a wide variety of parts – from small and light to large and heavy workpieces.

- Fast return on investment – pays for itself with just 15 hours of operating time per week
- Minimal quality costs – gentle workpiece handling with air cushion table
- No training required – set up LOOPTEQ, connect and get started
- Flexible personnel organization thanks to cost-effective single-person operation
- Ergonomic operation – staff no longer have to endure heavy physical work



LOOPTEQ O-600

Workpiece length (mm)	240–2500	240–3000
Workpiece width (mm)	80–1200	80–1200
Workpiece thickness (mm)	8–60	8–60

4-SIDED PROCESSING

Min. workpiece size (mm)	240 x 120	240 x 120
Max. workpiece size (mm)	2,500 x 1,200	3,000 x 1,200

MISCELLANEOUS

Max. workpiece weight (kg)	80	80
Surface weight (kg/m ²)	25	25
Processing height (mm)	835–950	835–950
Stacking positions	0, 1, 2	0, 1, 2

LOOPTEQ O-600 – integrated workpiece handling.

The high degree of automation makes the LOOPTEQ O-600 edition a true all-rounder. Finished workpieces can be ejected or stacked.

- Minimal quality costs – gentle handling via vacuum cross rail
- Flexible personnel organization thanks to cost-effective single-person operation
- Smart automation – high-performance interlinked material flow
- Increased efficiency – defined rotation for process-oriented return of parts

*depending on the part size

Cutting-edge technology for **bespoke** **work.**

CNC processing centers for woodworking shops.

Different situations call for different processing methods: sawing, trimming, drilling, separating, measuring or 3D processing. Our CNC processing centers deliver ultimate bespoke work across the entire palette, so you've always got it covered.



Small with much to offer – smart CNC processing

Precise processing results and focused use: the machines in the DRILLTEQ series are ideally suited for cabinet processing. We have combined all the fundamentally necessary processing tasks in the smallest of spaces. In terms of precision, the machines are unparalleled.

The high-quality drill and spindle technology used inspires confidence. HOMAG installs over 48,000 drilling spindles per year. These established components are also in use in the solutions for horizontal drilling and doweling. Robust and reliable technology – something to get excited about.




DRILLTEQ V-200	
Workpiece length (mm)	200–2500/200–3050
Workpiece width (mm)	70–850
Workpiece thickness (mm)	12–60

DRILLTEQ V-200 vertical CNC processing centers – flexible all-rounders for cabinet processing in an area of 5 m².

- Rapid processing saves time
- Compact design saves space
- Easy operation saves you energy
- Low price saves you money


All inclusive – hardware

Top equipment from the start: Elementary technologies that ensure lasting first-class processing quality are included as standard.



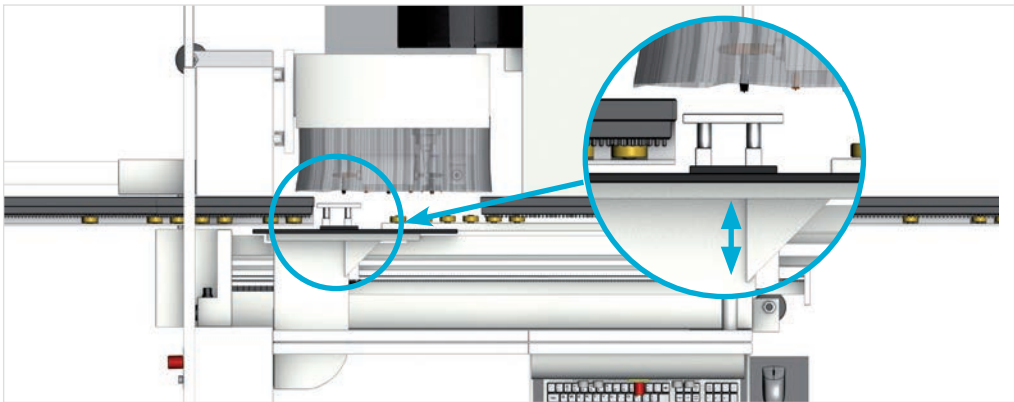
Workpiece loading area and workpiece removal area

- Mechanical support by means of a small roller conveyor in the loading and removal area of the machine




Extension of the working length

- Extension of the working length from 2500 to 3050 mm, incl. small roller conveyor




Automatic workpiece thickness setting

- Automatic adjustment of the counter bearing to the material thickness according to the data specified by the operator in woodWOP




Quick-change drill system

- The patented system ensures easy handling when loading or replacing drills. This is how you save time!




Automatic spindle clamp

- Patented system for a consistently precise drilling depth in various materials
- Sustained safeguarding of quality during drilling



Workpiece collet chuck

- Easy adjustment of the collet chuck (manually) to the workpiece thickness (collet chuck lift 10 mm). With workpiece thickness differences of up to 10 mm, the collet chuck does not need to be adjusted manually.




DRILLTEQ V-310: The "Raumwunder"

The next step in vertical CNC processing.

DRILLTEQ V-310 vertical CNC processing center – Maximum processing. Minimum space requirements. A space-saving miracle that requires just 11 m² of floor space.

- Extensive equipment – up to 45 drilling spindles, 2 groove saws, a doweling unit and a C axis with unit interface
- 8-slot tool changer
- Faster drilling thanks to powerful drilling equipment
- Ergonomic workflows – intuitive operation with fewer manual steps thanks to a small radius of movement due to the machine's compact construction
- "intelliGuide" LED assistance system
- Door processing

DRILLTEQ V-310	
Workpiece length (mm)	200–3050
Workpiece width (mm)	50–1250
Workpiece thickness (mm)	8–80





DRILLTEQ V-310

The Raumwunder.

Maximum processing.
Minimum space requirements.

Drilling and dowel inserting machines

- Precise holes and exact positioning of dowels with high-speed drilling and doweling unit
- The optimal addition to a nesting machine in the CENTATEQ N series. Also for frame parts
- Up to eight clamping cylinders, adjustable in length and thickness, to fasten any workpiece
- Flexible part handling thanks to lowerable center and side stops for optimal alternating field assignment



DRILLTEQ D-200	
Workpiece length (mm)	20–2800
Workpiece width (mm)	20–800
Workpiece thickness (mm)	10–60

- DRILLTEQ D-200 drilling. Doweling. Everything under control.**
- Horizontal drilling with up to three individually accessible horizontal drilling spindles



DRILLTEQ D-510	
Workpiece length (mm)	20–1250mm
Workpiece width (mm)	20–800
Workpiece thickness (mm)	10–80

- DRILLTEQ D-510 Drilling. Doweling. Trimming. Done.**
- Horizontal and vertical drilling with up to five spindles
 - Horizontal and vertical trimming for complete processing in the edge area
 - Drilling with inclined drilling unit is possible.



DRILLTEQ H-600	
Workpiece length (mm)	200–3100
Workpiece width (mm)	70–1000
Workpiece thickness (mm)	8–80


Our DRILLTEQ H-600 CNC processing center – our drilling expertise has never been packaged in such a clear, compact and innovative way

- Up to 104 drilling spindles complete the precise processing in all application areas
- Two CNC-controlled clamps ensure a constantly solid hold and precise positioning of the workpieces.
Up to 130 m/min travel speed ensures fast completion of tasks
- Even workpiece thicknesses up to 80 mm (2 x 40 mm) can be processed
- A thickness check and length measurement ensure secure process sequences
- The patented spindle clamp ensures that the drilling depth is always precise for all drilling
- The Smooth-Pressure System© provides a protective air cushion beneath the workpiece, thereby ensuring high-quality parts handling

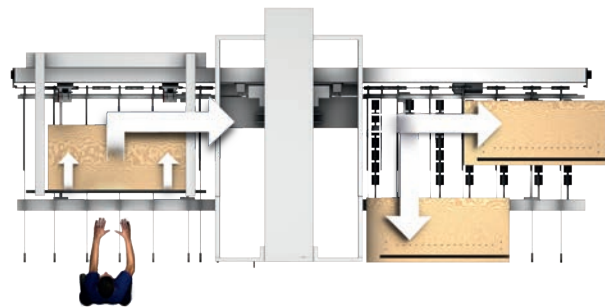
Discover the connection options

Just like a chameleon, the DRILLTEQ H-600 adapts harmoniously to its surroundings.

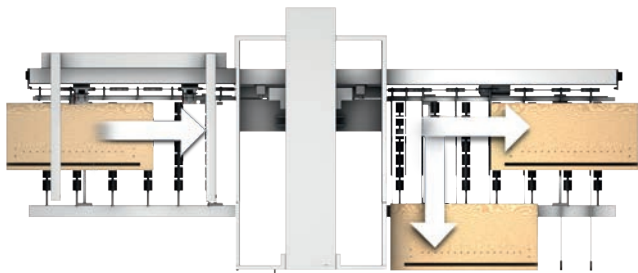
Here, you will find an extract of our most established variants from a pool of versatile connection options. From manual feeding to fully automated processes, all options are open to you.



Example A



Example B



Example C

Nesting – trimming as required

Our nesting machines enable waste-optimized processing and cutting of panel-shaped materials. The classic areas of nesting can be divided into cabinet creation, cutting and finishing of furniture fronts, processing for modular furniture

production as well as "advanced materials" (e.g. Plexiglas, aluminum, Alucobond). Various options for automation of material handling ensure significant time savings and even more effective work.


CENTATEQ N-210	
Table dimensions	2160 x 3180 mm (7 x 10 ft)
Max. workpiece thickness	260 mm
Max. workpiece thickness for autom. workpiece handling	6–60 mm



CENTATEQ N-210 CNC gantry processing center – The new nesting concepts: individual automation for furniture production

- Broad, individual selection of table sizes from 1.25 x 2.5 m to 2.1 x 7.4 m – also in half-sized format with up to 84 vacuum fields.
- Three possible equipment variants of the vacuum field division of the table are available according to requirements or table size: Classic, Advanced and Premium.
- Tool changer with slots for 8, 14 or 22 tools, to save time in handling. The tools can be changed in parallel to the handling of the panels.
- 14 automation concepts – supplement via plug & play.
- 15 different drilling gears are available in different variants of vertical and horizontal spindles and groove saws.

CENTATEQ N-510	
Table dimensions	2160 x 3180 mm (7 x 10 ft)
Max. workpiece thickness	260 mm
Max. workpiece thickness for autom. workpiece handling	6–60 mm




CENTATEQ N-510 CNC gantry processing center – The new nesting concepts: individual automation with five-axis processing


- Broad, individual selection of table sizes from 1.25 x 2.5 m to 2.1 x 7.4 m – also in half-sized format with up to 84 vacuum fields.
- Three possible equipment variants of the vacuum field division of the table are available according to requirements or table size: Classic, Advanced and Premium.
- Tool changer with slots for 8, 14 or 22 tools, to save time in handling. The tools can be changed in parallel to the handling of the panels.
- 14 automation concepts – supplement via plug & play.
- 18 different drilling gears are available in different variants of vertical and horizontal spindles and groove saws.
- Five-axis processing with a DRIVE5CS five-axis head offers more diversity in processing. Thanks to the new total height in the Z direction of 260 mm material thickness, this is possible without any problems.

Individual nesting concepts for your requirements


Lifting tables for feeding, automatic belt conveyors for pushing out the parts or handling using robots are possible.




Basic+: including infeed and pushing device




Variants are also available with the throughfeed direction right to left




Outfeed+: automatic push-off for higher productivity




Concept 1+: prepared for the next expansion stages




Concept 2H+: panel handling with lifting table



Concept 2R+: infeed roller conveyor as interface for upstream automations



Including storage control connection

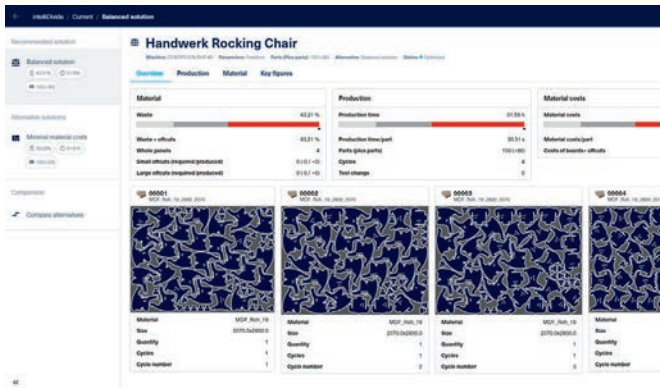


Including destacking via robot

Nesting software

Solutions for nesting components

In the case of nesting technology, workpieces are "nested" to achieve a better material yield by optimizing cuts. Especially with a large variety of shaped parts, nesting enables high material saving potential.



intelliDivide Nesting

- Web-based nesting software
- Rectangular and free-form part optimization
- Intelligent import from CSV, XLS(X), PNX, MPR
- Part-in-part nesting
- Optionally available with expansion for label printing



Nesting Production Set

The following components are included in the scope of delivery:

- intelliDivide Nesting (optimization software for nesting patterns)
- HOMAG Cube (intelligent control box for connecting the printer to the Internet and the apps)
- productionAssist Nesting digital assistant for labeling nested components
- materialManager app (central material management) and the materialAssist digital assistant for panel and offcut management in production
- Plug & Play label printer



Cut Rite nesting

Cut Rite, HOMAG's optimization software, is used for dividing panels on saws and on nesting machines. Since the software is modular, users who already control their saw via Cut Rite can easily integrate the nesting module.

- Panel database and calculation of material costs
- Labeling in the office including layout editor
- Optionally, additional modules can be used, for example, for storage management

MORE AT HOMAG.COM

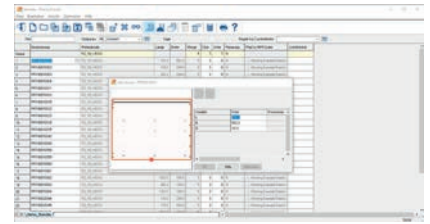


digital.homag.com

Generalübersicht

P2_19_WEISS Demo_Kueche//NE_Standard//NE

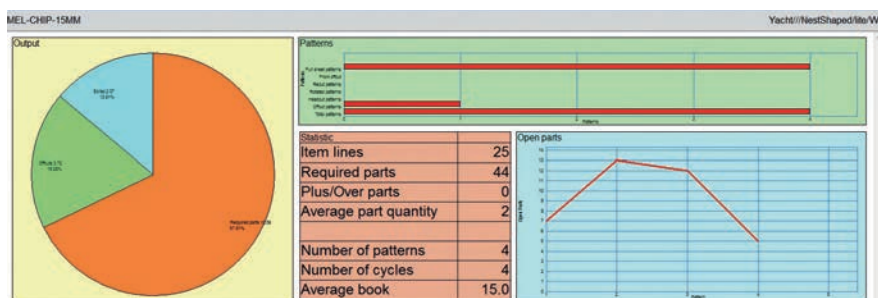
Bezeichnung	Menge	m2	m3	Prozent	Satz	Kosten	Stückzahl	Wert
Sohle	27	4.54	0.09				Anzahl der Pläne	1
Plusteile / Überbleibe	0	0.00	0.00				Pläne mit Kopfschnitten	0
Unterproduzierte Teile	0	0.00	0.00				Gedrehte Pläne	0
Teile	27	4.54	0.09	78.20%			Pläne mit Nachschnitten	0
Reste	0	0.00	0.00	0.00%			Anzahl der Zyklen	1
Abfall	1.25	0.02	21.72%				Schnittlänge	60.9
2. Anschnitt	0.00	0.00	0.00%				Durchsatz (M3/St)	0.4
Platten	1	5.80	0.11	100.00%			Versch (%Teile)	27.75%
							Versch (%Platten)	21.72%
Vollplatten	5.80	0.11	100.00%	10.000		57.96		
Reste verwendet	0.00	0.00	0.00%			0.00		
Reste erzeugt	0.00	0.00	0.00%			0.00		
Nettomaterialbedarf	5.80	0.11	100.00%	10.000		57.96		
Schnittzeit	0.165s							
Teile gesamt	27	4.54	0.09	78.20%	12.767	57.96		



Cut Rite nesting

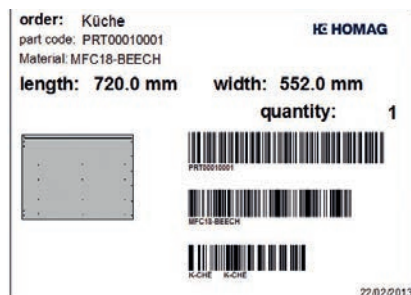
Parts list

- Can be created manually by inserting individual woodWOP files. Can be imported from other programs, such as Excel tables
- Can be edited and processed as required
- Import of up to 50 woodWOP variables
- The program optimizes the part list, sorted by material or any other parameter



Cut Rite nesting – Results graphic

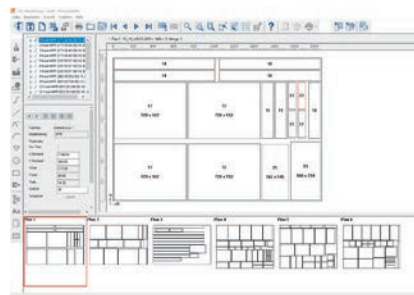
Cut Rite presents the results of the optimization in a clear structure. Multiple reports are issued for each optimization run. These reports can be configured to individual requirements.



Cut Rite nesting

Label designer

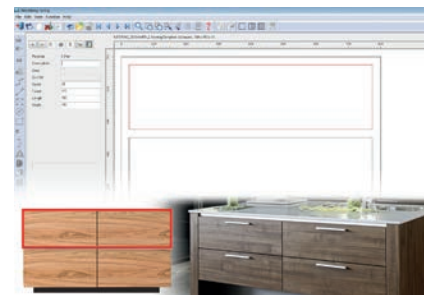
- With the integrated label designer, labels can be created at the workplace and printed directly in the office
- This function does not replace the automatic print function on the machine



Cut Rite nesting

Editor

If necessary, you can change the optimization result, e.g. add fill parts.



Cut Rite nesting

Cutting pattern templates

Cutting pattern templates can be created, e.g. for furniture fronts, to ensure continuous grain across several single parts.

Benefits:

- The combination of cutting and end processing means no intermediate stacking of individual parts is required
- Material costs and total processing time are reduced

CNC processing centers – Well positioned in all dimensions

Drilling, trimming, grooving, cutting, measuring, 3D processing, etc. – the wide variety of processing techniques is matched by the range of equipment features of our processing centers. We offer 3, 4 and 5-axis solutions

for every need. Combined with established and high-performance components, our stable machine construction brings outstanding performance to your production.

CENTATEQ P-110	
Workpiece length (mm)	3100 4200
Workpiece width (mm)	1550
Workpiece thickness (mm)	260 (from console/table)




- CENTATEQ P-110 – Freestyle technology with three-, four- and five-axis solutions.**
- PC87 powerTouch operating software with graphical slot assignment and slot-specific suction unit recommendation
 - 360° more freedom – integrated switch cabinet, bumper technology and mobile operator terminal ensure free access from all sides
 - A heavyweight – precise processing is ensured by the heavy steel welded machine frame and stable sliding gantry design
 - Unit technology – 3, 4 and 5-axis versions available. An all-rounder for users with challenging requirements
 - Including space-saving variant with reduced installation depth without any restrictions on processing

CENTATEQ P-210	
Workpiece length (mm)	3100 4200 6000
Workpiece width (mm)	1550
Workpiece thickness (mm)	280 (from console/table)



- CENTATEQ P-210 – Sliding gantry processing centers with 5-axis technology and optional edge processing.**
- Convenient operation directly from the enclosure with buttons for program start, pause and 'run until free'
 - PC87 powerTouch operating software with graphical slot assignment and slot-specific suction unit recommendation
 - Heavy steel welded machine bed
 - Optional: Speed Pack with safeScan safety system for high feed rates even in shuttle operation, shorter processing times


CENTATEQ P-310	
Workpiece length (mm)	3300 4200 6000
Workpiece width (mm)	1600 1900
Workpiece thickness (mm)	300 (from console/table)



CENTATEQ P/E-310 – sliding gantry processing centers with five-axis technology and optional edge processing.

- Convenient operation directly from the enclosure with buttons for program start, pause and 'run until free'
- PC87 powerTouch operating software with graphical slot assignment and slot-specific suction unit recommendation
- Heavy steel welded machine bed
- Optional powerEdge edge banding unit with edge magazine and 2x pre-snipping stations
- Speed Pack with safeScan safety system for high feed rates even in shuttle operation, shorter processing times

CENTATEQ P/E-510 610 SERIES	
Workpiece length (mm)	3300 4000 6000 7400
Workpiece width (mm)	1550 1900 2250 3250
Workpiece thickness (mm)	300/500 (from console/table)



CENTATEQ P/E-510|610 – stairs, furniture, windows, doors, interior fittings – ideally suited to all your tasks.

- Processing center configuration and alignment customized to meet your specific needs
- Edge banding in various performance classes, perfectly tailored to your individual requirements – right through to zero joints for shaped parts
- Convenient operation directly from the enclosure with buttons for program start, pause and 'run until free'
- A heavy machine bed made from the vibration-absorbing material SORB TECH means that approximately 60% of the primary energy is saved and the processing quality is increased
- Speed Pack with safeScan safety system for high feed rates even in shuttle operation, shorter processing times

The new powerEdge Pro Duo All-in-one

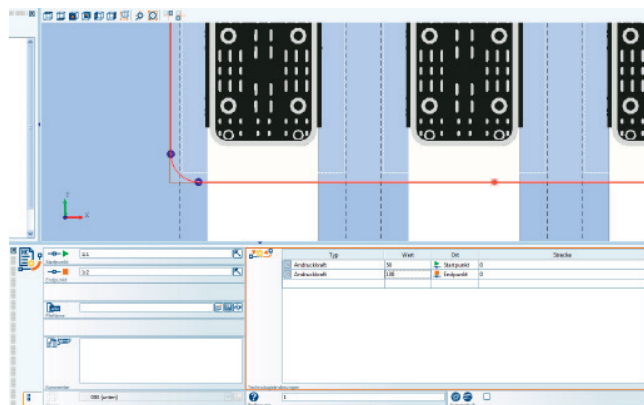
CNC edge gluing at a new level. One unit for all requirements. The new powerEdge Pro Duo is based on the experience of 30 years of unit construction for shaped edge banding. Optimized handling and simplified programming combined

with innovations in unit technology and control systems make the new powerEdge Pro Duo what you need: a unit that allows you to master current and future requirements.



Components made from a single cast with zero joint technology:

Perfect components with optical zero joint thanks to edges with a perfectly coordinated functional layer. And with simple, uncomplicated and robust unit technology.



woodWOP: More options – simpler programming: by specifying a defined pressure force and temperature, there are constant parameters at every point, regardless of the contour and feed. Nothing else required. This enables programs to be created easily without lots of tests or optimization loops.



Precise positioning: Precise tracing and a feed roller with direct distance measurement guarantee CNC-accurate edge transport. This opens up new possibilities in the design of the shapes and allows perfect results for 360° gluing.



Zero joint and hot-melt glue: Combined operation without any changeover! Real combination function without conversions or changeovers. Program-controlled conventional edge banding on a component with hot-melt glue application or with pre-coated edges is possible.



For use on the following series:

CENTATEQ E-310, CENTATEQ E-510

- 1 Granulate container:** The granulate container can be loosened with a bayonet lock and removed from the machine. This allows you to change the glue color quickly and easily. Alternatively, small quantities can also be filled directly into the application unit.
- 2 Application unit:** The application unit can be changed quickly and easily to change the glue color or glue type.
- 3 Fine adjustment via scale:** The glue quantity can be set easily and reproducibly via a scale.
- 4 Hot air unit:** The intelligent control system of the hot air nozzle improves the contouring of the edge and ensures a constant temperature at the joining point, regardless of feed, whether you're using conventional hot-melt glue or pre-coated edges.
- 5 Press roller:** The press roller presses the edge onto the workpiece with program-controlled exact force. In combination with a defined temperature, this ensures perfect workpieces with the simplest programming.

TECHNICAL DATA	
Edge height	Up to 65 mm
Edge thickness	0.4 mm to 3 mm (depending on the material)
Inner radius	Min. 30 mm (smaller inner radius on request)
Inner contour circle diameter	> 400 mm



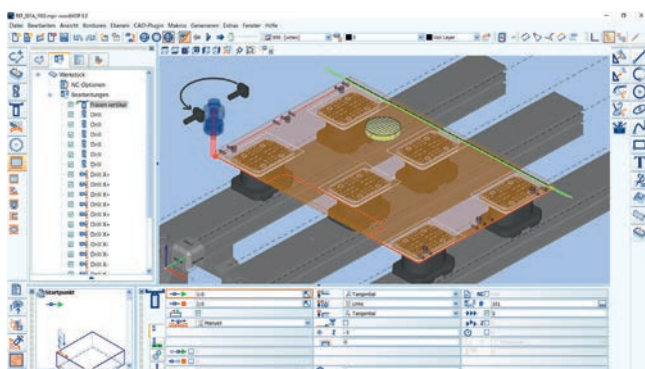
The CNC programming system from HOMAG

woodWOP is the CNC programming system from HOMAG. The innovative user interface centers on the large graphic area used for displaying workpieces in 3D. The relevant processing diameters can be entered and realistically displayed in the graphic to program trimming and drilling operations and saw cuts quickly and simply. This ensures

optimum programming reliability and ongoing checks throughout the programming process.

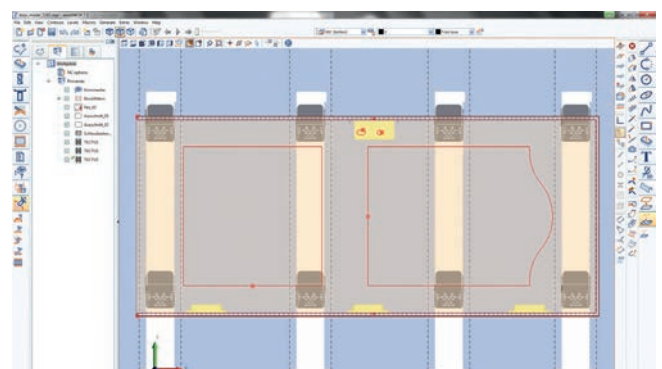
Largest global forum on woodWOP: **forum.homag.com**

Free woodWOP demo version and woodWOP components in the download area: **www.homag.com**



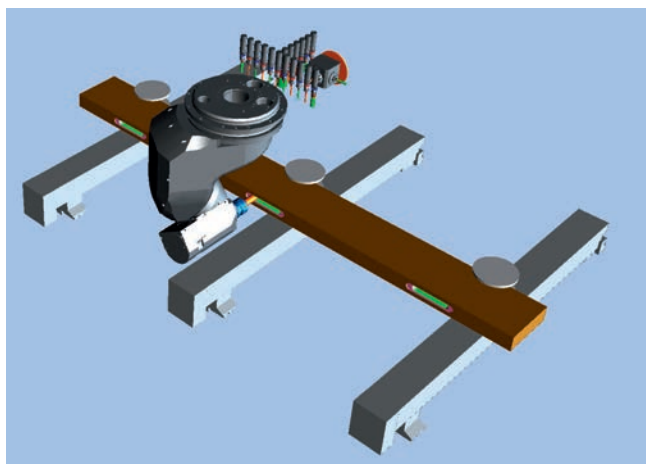
Basic functions

Numerous standard processing steps such as bore holes, saw grooves and pocket trimmings enable fast and reliable programming.



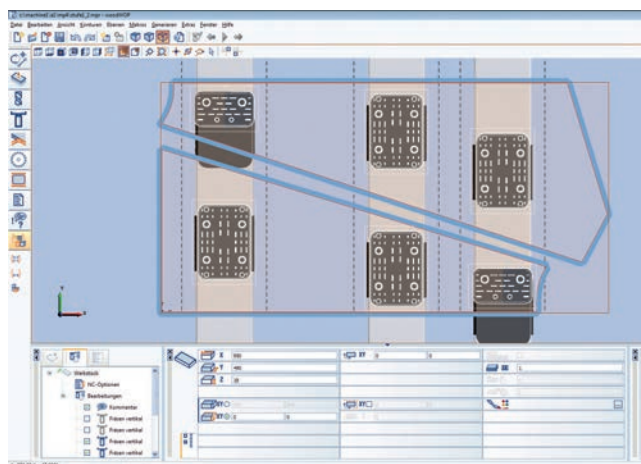
Components

The components can be used to combine and save processes such as fixture processing in individual modules. These modules can be used easily and flexibly in other woodWOP programs. This saves you time during work preparation and production.



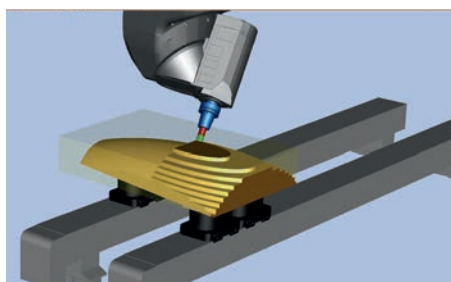
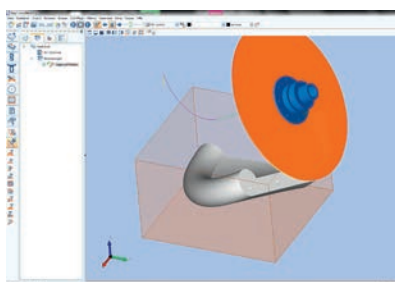
Tool optimization of components

In woodWOP, components can be grouped in a block and optimized for minimal tool changes.



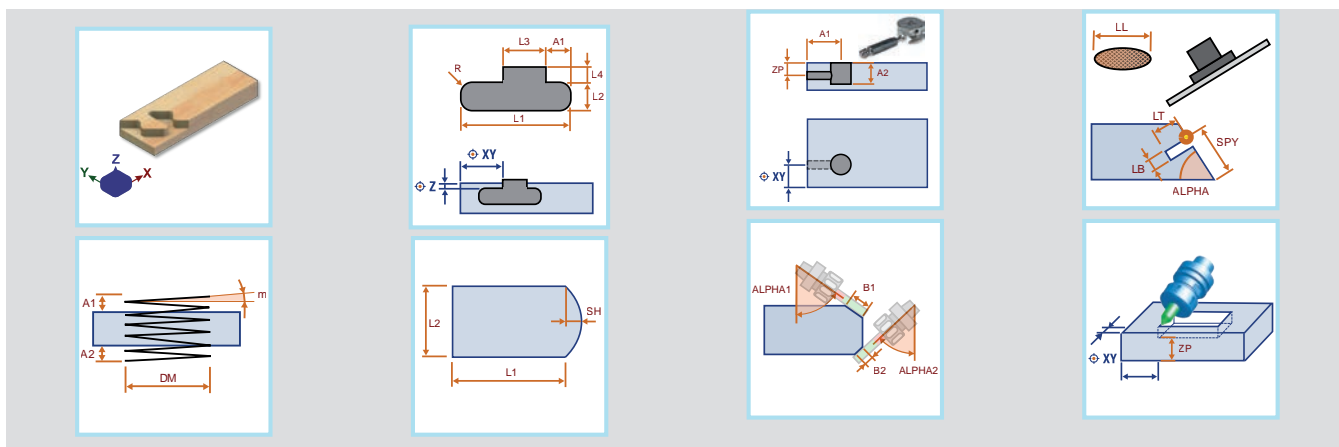
Suction unit recommendation

The integrated suction unit recommendation automatically calculates the position of the clamping equipment depending on the programmed machining steps.



CAM plug-in Basic and Professional

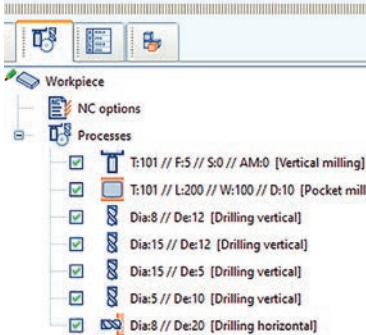
This software module enhances woodWOP, creating a CAD/CAM system that lets you process 3D surfaces with three, four and five-axis interpolation depending on the machine equipment.



Library with woodWOP example components

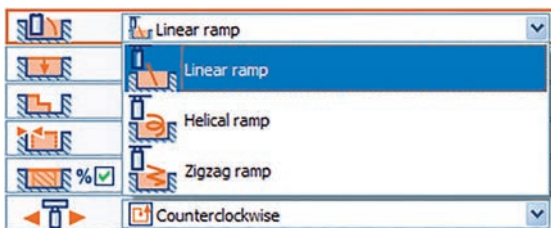
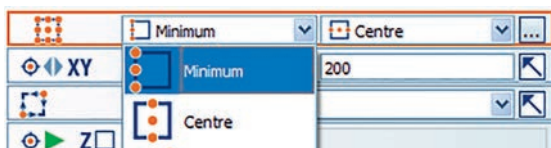
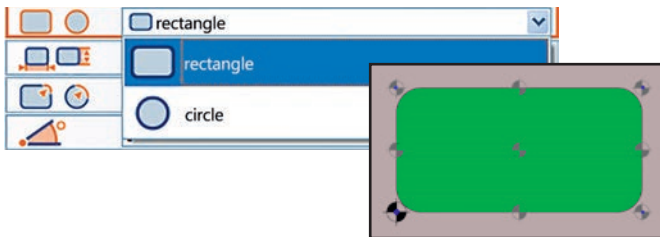
Available free of charge on the HOMAG homepage.

New functions in woodWOP 8.1



Additional parameters for macro names

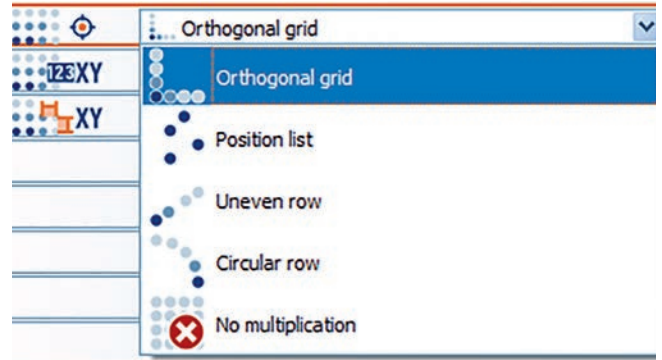
- Display of additional important parameters in the macro tree
- You can define individually which parameters are to be displayed in addition to the macro name
- Better overview in the macro tree



Pocket macros

Extensive revision and expansion of pocket macros:

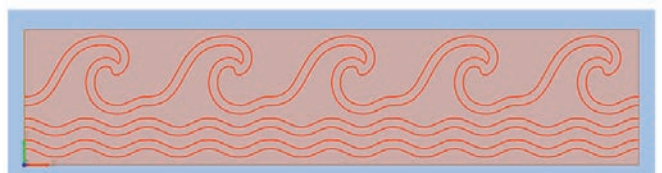
- Reference point can be selected: pocket center, corner or center of a pocket side
- Specification of the pocket shape: rectangle/circle
- Approach modes: linear ramp, helix-shaped ramp or zigzag ramp
- Trimming direction: clockwise or anti-clockwise, synchronous or reverse rotation



Block macro enhancements

A block macro in woodWOP is used to combine and multiply the macros contained therein. So far, such multiplications are possible only in an orthogonal grid, i.e. n times in X and m times in Y.

- Multiplication by item list
- Multiplication by uneven row
- Multiplication by circular row



Connect vertical trimming

In woodWOP, a trimming process has always had an approach motion and a withdrawal motion. With the new function "Connect vertical trimming," identical processing steps are now combined if the end point of the previous trimming is the same as the start point of the subsequent trimming.

- New parameter for the NC options
- Also for trimming processes that are programmed in components and multiplied, for example, in the block macro

A man with short brown hair, wearing a blue polo shirt and jeans, is standing in a factory and operating a large white machine. The machine has the brand name 'HOMAG' visible on its side. The background shows a typical industrial environment with metal structures and stairs.

Precise to the very end.

Assembly and packaging solutions for woodworking shops.

Because we look at the complete process, we also offer woodworking shops machines for assembly and packaging. You can save time and hard cash in this respect too, thanks to gradual automation.

IAG





Elegant design, perfect for assembly.



CABTEQ series – solid technology at a low price.

The CABTEQ S-250 is the ideal assembly aid for pressing cabinet furniture. The press is versatile in its uses, regardless of whether it is used for furniture production, building or shop fitting or custom industrial production.

- Practical design saves space
- Intuitive operation
- Sealed, cleanly pressed cabinets
- Solid pressing surface with tolerance compensation
- Plug and play

CABTEQ S-250	
Cabinet length (mm)	150–3000
Cabinet depth (mm)	250–900
Cabinet height (mm)	150–1400
Vertical/horizontal pressing pressure (kN)	12–18
Rapid speed (mm/s)	50
Creep speed (mm/s)	25
Control system	Contact-controlled



All-round protection, perfectly packaged.



PAQTEQ C-250 – Every box is made to measure.

With the cardboard-box cutting machine, you produce custom packaging for each product, with maximum product protection in a just-in-time, cost-effective and sustainable process.

- Individuality – conveys its quality to the customer
- Product protection – professional and secure packaging
- Space-saving – inexpensive production instead of expensive storage
- Cost-saving – precisely fitting packaging, finely calculated
- Sustainability – cost-effective, customized cardboard boxes

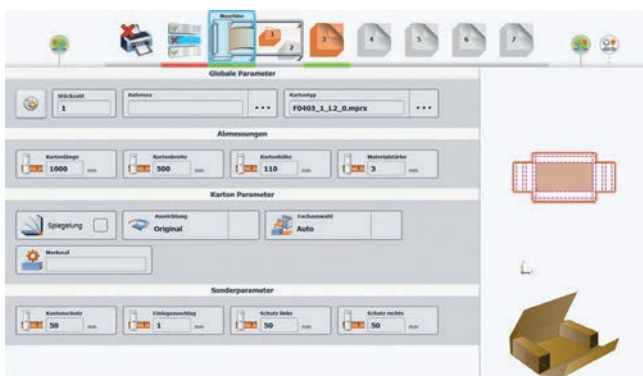
PAQTEQ C-250

Length of the cardboard packing, outfeed (mm)	min. 300
Width of the cardboard packing, infeed (mm)	
Single sheet	350–2500
Continuous cardboard, single	350–2500
Continuous cardboard, side-by-side	max. 2350
Stack height incl. 120 mm panel (mm)	2150
Cardboard thickness (mm)	2.0–7.0, +/- 0.2
Cardboard quality	DIN 55468
Single-wall corrugation, thickness up to (mm)	Approx. 4.0 (quality 1.10–1.40)
Double-wall corrugation, thickness up to (mm)	Approx. 7.0 (quality 2.10–2.30)
Control system	powerTouch

intelliCut – As intuitive as a smartphone.

intelliCut is the control system for the cardboard-box cutting machine and enables simple and complex cuts to be produced. Graphical cutting pattern displays and assistance functions make work much easier and provide intuitive machine operation, almost as if you are using a smartphone.

The online database www.paqteq-shop.com is connected directly to the PAQTEQ machine. With just a few clicks you can load packaging designs and import them into intelliCut. This is technology that is a joy to use.



- **Machine data** is recorded and visualized in real time on the powerTouch user interface
- Statistical evaluations are possible directly on the machine

- **Waste optimization:** The cut with the least amount of waste is automatically produced

- **Cardboard box references:** The parameters for each cut (e.g. length, width, height) are saved in a recipe management. Recurring cuts can be easily selected and produced without recurring entries.

- The **multiline processing** can be used to implement more processing lines than there are cutting tools. This means that any packaging design can be cut.

- When **production lists** are used, the cardboard box production is automated. Interruptions with individual cuts are possible without the last settings being "forgotten."

- The intelligent **residual length management** automatically manages the cardboard stocks. Stock changes are indicated at an early stage, which reduces machine downtimes.





A hand is shown typing on a laptop keyboard. In the background, there are architectural blueprints or technical drawings spread out on a surface. The image has a blue tint and a semi-transparent dark blue overlay on the left side where the text is located.

Precision can be programmed.

Digital solutions for woodworking shops.

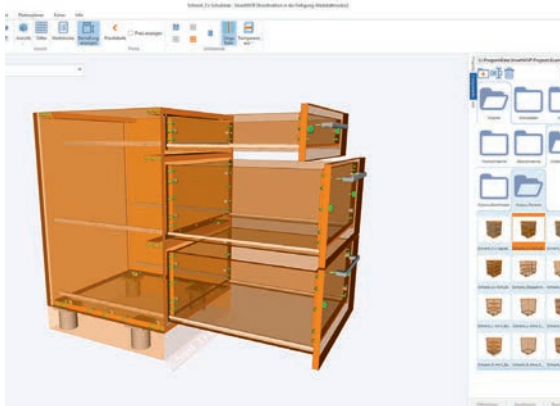


With the right software, we can help you to optimize your processes, thus ensuring efficiency and safety: from planning to design, right through to data generation for the machine. We provide a solution tailored to your requirements so that you can get the most out of your machines and your business.



SmartWOP

The easy way to design furniture

- Simple operation and flexible design methods via drag-and-drop: without any CAD knowledge
- Integrated creation of complete furniture with all components included, in just one process step and automatically matched to each other
- Ideally suited to cabinet furniture and related structures in furniture construction, trade fair construction and other fields of application
- Accessory library with matching fixtures from the most popular manufacturers such as Blum, Hettich and Häfele
- Integrated board library that can be supplemented individually



Benefits:

- Clever, easy, fast
- Huge diversity of performance
- Ideal for producing single pieces and small series, which previously had to be programmed manually
- Innovative integration of woodWOP into SmartWOP
- Automatic creation of material lists, parts lists and WOP programs for your CNC
- Creation of impressive, photo-realistic 3D presentations for your customers
- With a simple click: direct transfer of production data from SmartWOP to our apps and digital assistants (e.g. to productionManager, the digital job folder)


MORE AT HOMAG.COM



homag.com



digital.homag.com





productionManager

The digital job folder brings transparency to the workshop.

With full order books, it is even more challenging to keep track of everything and to keep the job data and information up to date for all employees. With the digital job folder, everyone has access to all information about every job in real

time – from the foreman's office through production and to the assembly area. But the web app doesn't just support the end-to-end organization of data: it also makes the current processing status of individual components transparent. You therefore always have an overview of the status of your jobs.

Benefits:

- **No more endless paperwork:** The digital job folder ensures the end-to-end digital use of planning and design data and can replace paper documents in production.
- **Data import from different systems:** Create a new job or import it from a CAD/CAM system, an industry solution and Excel. All job details are then available to you digitally (items, assemblies, components with drawings).
- **Full transparency:** All employees can track the job progress in real time and view the status of items and components.
- **Flexible integration:** productionManager can be easily integrated into any existing workshop environment. No adjustments are necessary in the software landscape or in the machine pool.
- **No investment costs:** You can get started with productionManager free of charge.
- **No update or maintenance costs:** The web-based software is always up to date and no effort is required for updates.

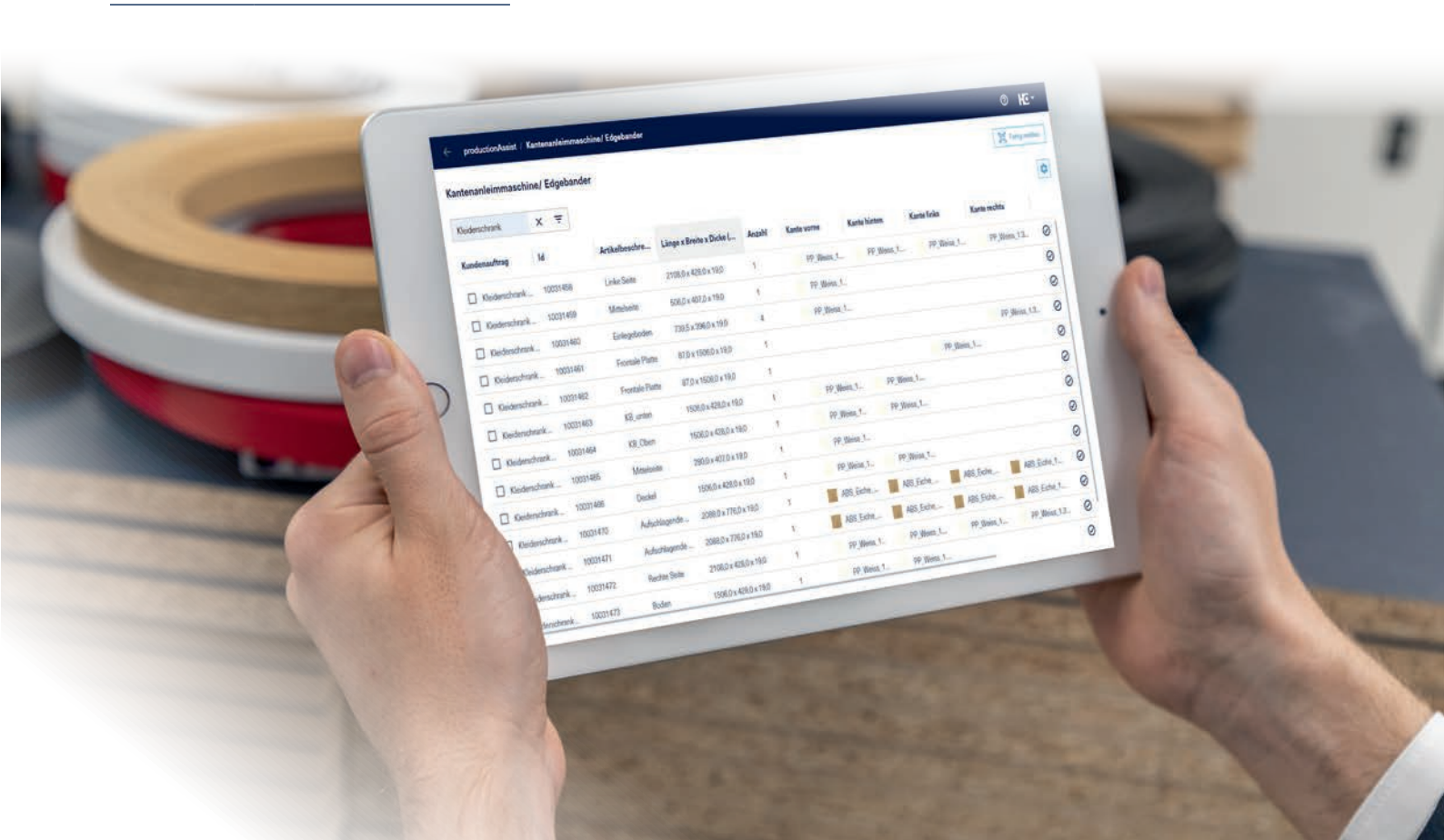
Special functions

- Feedback on the status at different stations in the workshop:** The feedback assistant for production, "productionAssist Feedback," displays components and items that are to be processed. Components and items can be reported as "finished" by scanning or clicking. Of course, items can also be reported as finished automatically from a HOMAG machine. The benefit is that all employees know which component or item has been processed or even already installed.
- The backbone in communication between HOMAG apps:** Within the app environment, productionManager acts as a central application in the background and ensures that the correct information appears in the correct place in the work preparation department and the workshop.
- Interfaces to various software partners:** The seamless data exchange with imos iX and other partners takes place in an extremely simple and fully automated manner. The result is a continuous data flow from a single source.
- If you design your furniture with SmartWOP, you can transfer your data directly to productionManager with just a few clicks.
- Anyone who uses intelliDivide optimization software for cutting or nesting can transfer the parts for cutting directly to intelliDivide.
- If you manage your panel and edge materials in the materialManager web app, productionManager also uses this data.
- If you use the HOMAG cutting, nesting or sorting assistant at workstations in your business, the data can be transferred to these feedback workstations. These automatically report processing progress back to the productionManager.

MORE AT HOMAG.COM



productionManager

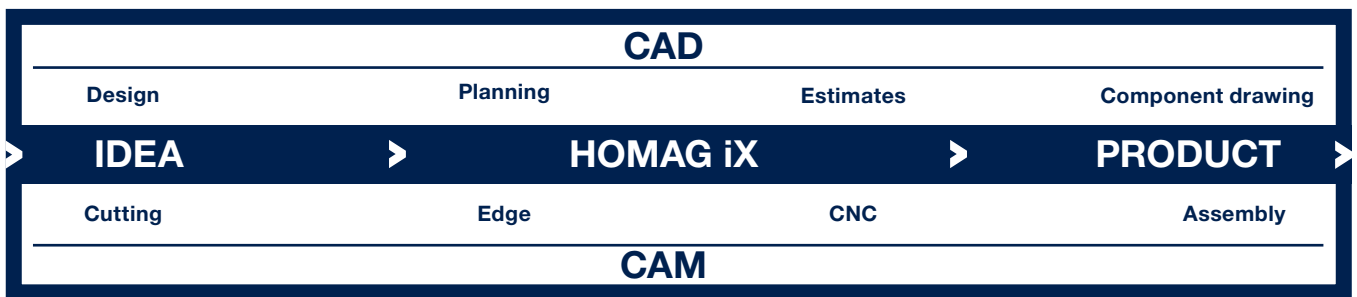
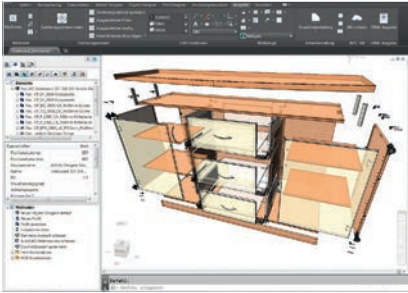


HOMAG iX

Integrated software for 3D design and production of furniture and for interior fittings



From the concept to the end product: As an integrated software solution, HOMAG iX supports the entire process, from planning and presentation to the design and production of the planned items of furniture. Regardless of whether you're producing individual pieces or planning entire room concepts – with HOMAG iX you save time, avoid errors and work efficiently.



Easy. Efficient. Impressive.

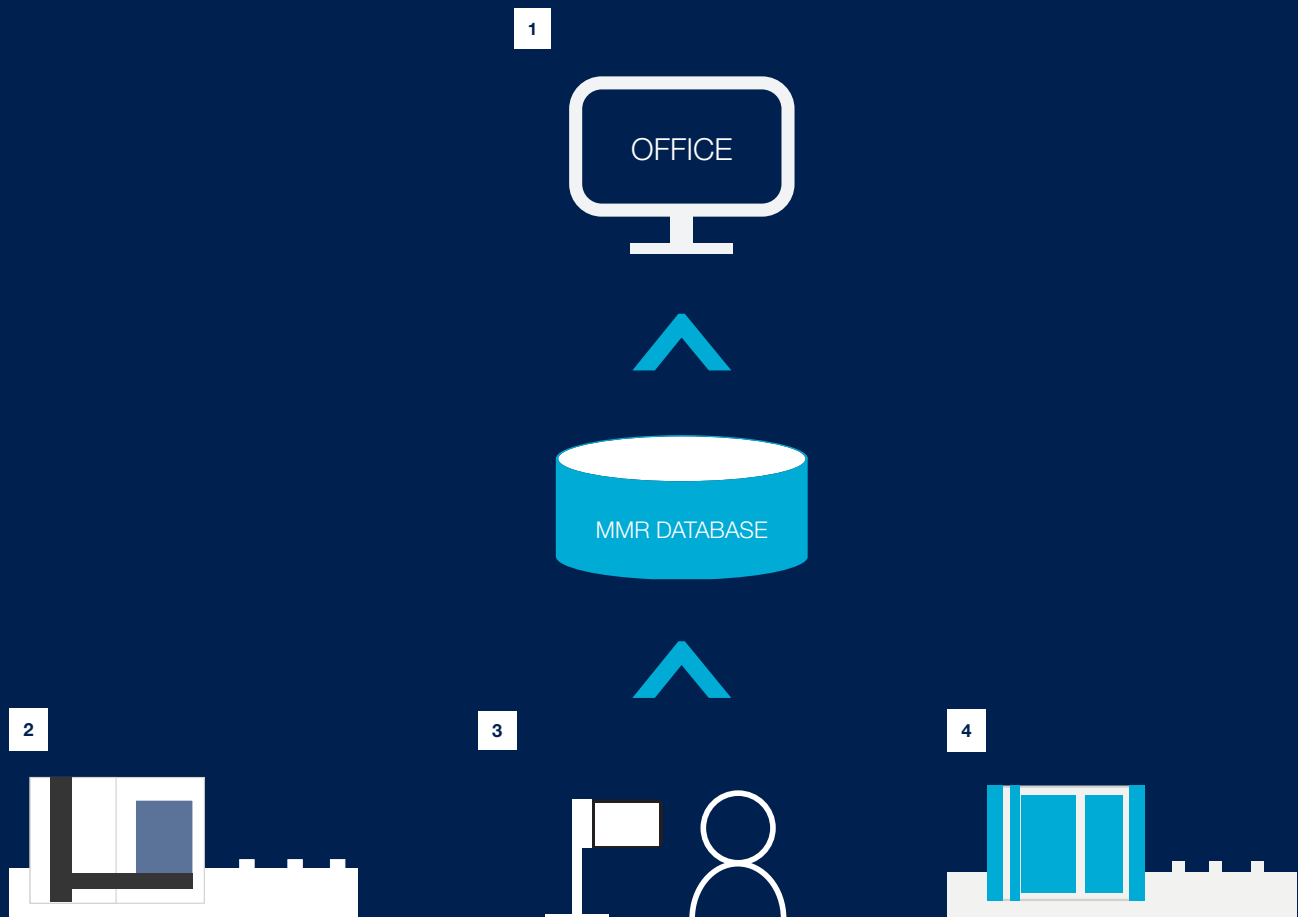
Designs for individual items of furniture or entire room planning can be created in no time and presented impressively with photorealistic images. You want to change something? No problem! You can change, estimate and display details or entire assemblies easily and at any time.

Individual. Optimal. Automated.

After the design phase, the production documents and CNC programs can be generated at the push of a button. The cutting list is transferred directly to the Cut Rite cutting optimization. The barcodes created by HOMAG iX allow you to organize your order and production processes so that they are reliable and free from errors.

Benefits:

- Integrated data flow from concept to the finished item of furniture
- A time saving of up to 70% in work preparation
- Automatic creation of sales documents: photorealistic presentation, quoting and drawing proposals
- Free, parameterized 3D design
- Extensive fixtures libraries



1 MMR Office

The MMR Office software is used to evaluate HOMAG machine data in the office. Different report types visualize the key figures and statuses of the machines to facilitate decision-making. This enables transparent evaluation and analysis of these key figures and statuses. The central storage of the data on a server provides an overview of the data of the last two years.

2 MMR Basic

Production data and statuses of each machine are automatically recorded and logged in the MMR database – directly on the machine. For example, the number of workpieces produced, the period of use of the machine, running meters for edge processing, the number of cuts or cycles, as well as maintenance instructions, day counters and absolute counters are recorded.

3 MMR Professional

The operator can manually enter additional information to supplement the MMR Basic functions. This increases the quality of the data, amongst other things by giving reasons for machine statuses, as well as the logging and assignment of names for shifts/daily production.

SCHULER MDE

4

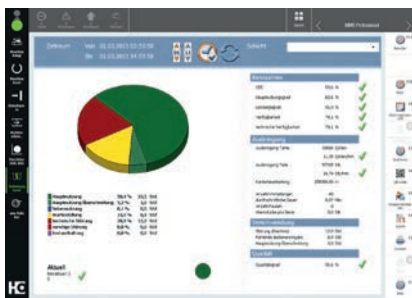
Keep up to date even with older machines. SCHULER MDE, installed as standard on HOMAG machines up to 2011, records all production data and statuses in a similar way to MMR. Using an MDE Collector, you can then transfer this data to MMR Office.

Our software for analyzing your machine data

MMR – Machine Monitoring & Reporting

Compare once, improve over and over again.

Economical, efficient and sustainable – these are the characteristics that every business needs to achieve today if it wants to exist in the future. To check the current performance data, woodworking shops rely on production KPIs. And that is precisely what our software for machine monitoring delivers. MMR (Machine Monitoring and Reporting) records machine times and statuses, stores data, and, with standardized KPIs, provides you with the optimal basis for decisions and optimization.



Performance monitoring.

- Immediate clarity: In the usage overview, you can see straight away which machine requires your close attention
- The current status, general KPIs and performance data for each individual machine is displayed in a clear overview
- Simply assess the machines based on your individual target limits

Interval comparison.


- The interval comparison makes evaluating the machine over a certain period significantly easier
- Compare your machines over a defined period (shifts, days or weeks) with just a few clicks

Optimization potential.

- With the Gantt diagram, you can compare all machines at a glance
- You can see straight away which status each machine had and when

NEW | MMR Mobile

Free of charge for each new machine.



The aid for analyzing your machine pool

- Machine pool to go: You have continuous information about the performance of your machine pool, regardless of where you are.
- Simple analysis: Various evaluations allow you to recognize weaknesses in production.
- Identify potential: Key figures and diagrams allow you to recognize potential approaches for optimization.



Expand the workshop.

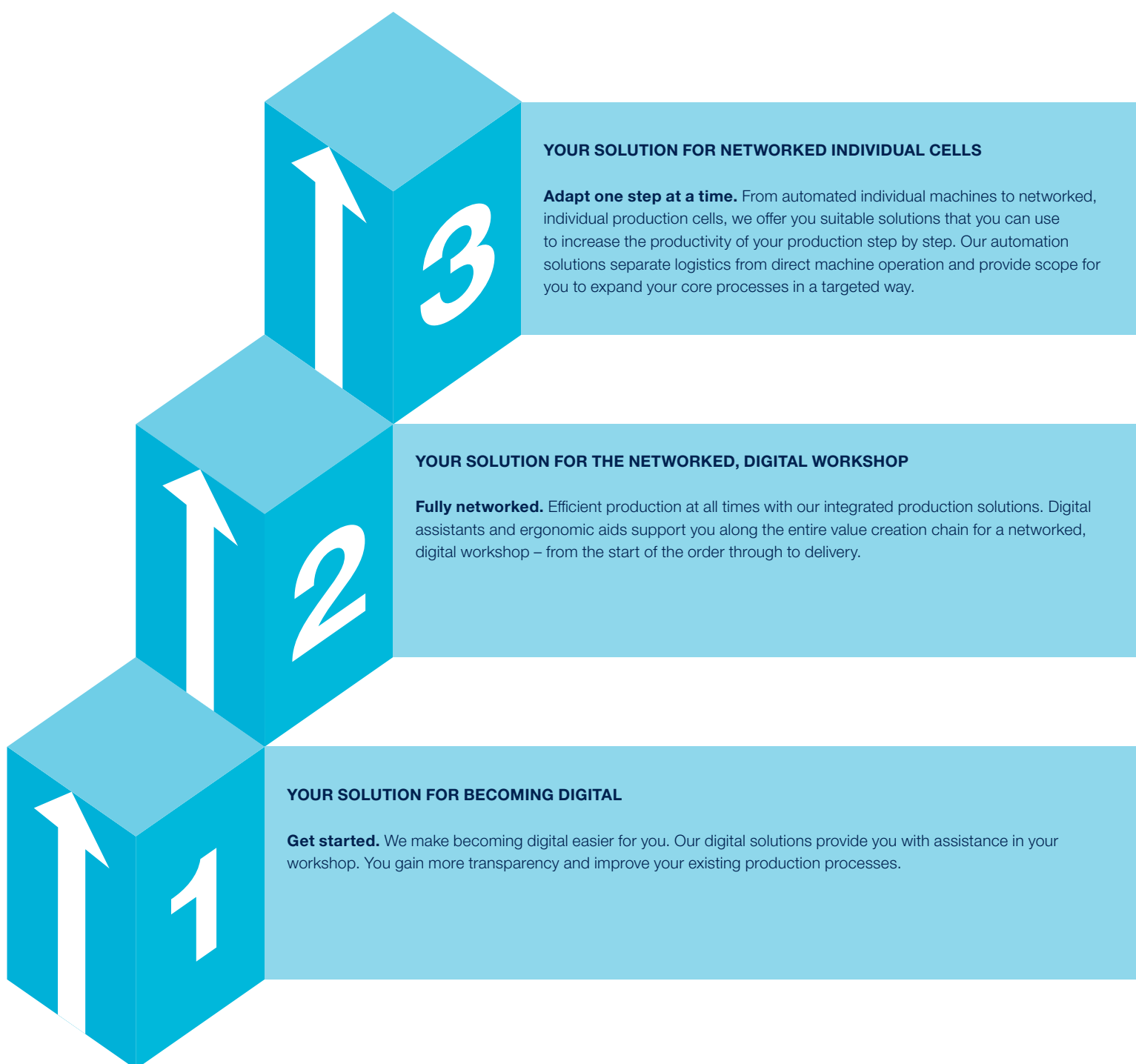
Networking solutions for woodworking shops.

Workshop space is often limited, and the space in the order book equally so. That is why we offer you various networking options for your machines and production processes so that you can run your production even more efficiently and save even more space.



Network and make things easier.

Digitalization is a current hot topic in the wood industry. Where some companies work with tablets and rely on apps to support them, others work with hand-written job lists. Each production practice has its advantages and disadvantages. But how can you find the optimal solution for your business today to take the next step forward? On the following pages, we introduce various approaches, provide inspiration and show concrete solutions so that you can continue to be successful in the future.

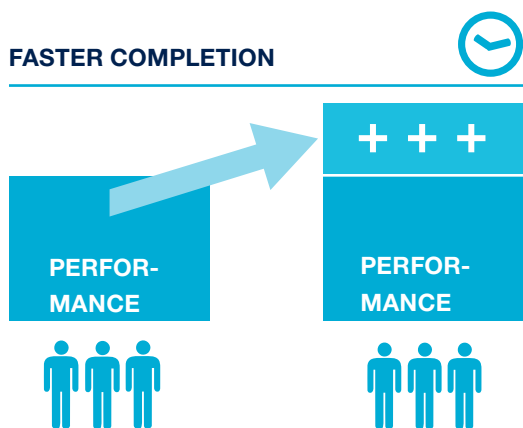


A different way to tune your workshop

Get more out of your production

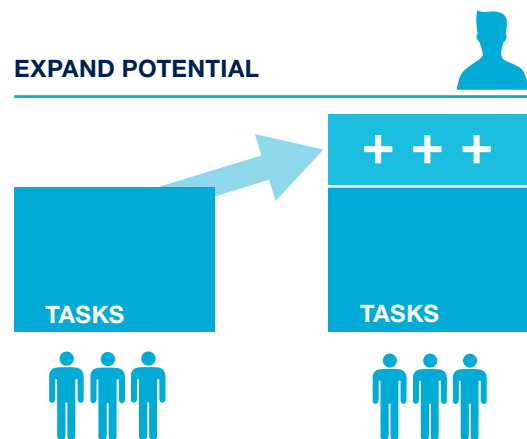
BETWEEN THE INDIVIDUAL PROCESS STEPS IN YOUR PRODUCTION, YOU NEED TIME EVERY DAY FOR ACTIVITIES SUCH AS PLANNING, CHECKING, SEARCHING AND MANAGING. THE PROPORTION OF THESE INDIRECT ACTIVITIES CAN ACCOUNT FOR MUCH MORE THAN 50% OF YOUR PRODUCTION TIME.

This is exactly where we come in. Create more value and optimize processes by simply incorporating our artificial intelligence.



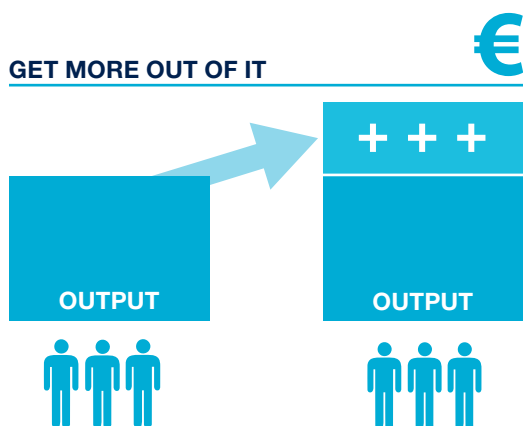
You complete your jobs faster and can start subsequent jobs earlier. You therefore produce more in the same time.

Example: The entire edgeband management can be done conveniently via APP > annoying searches for edges would become a thing of the past.



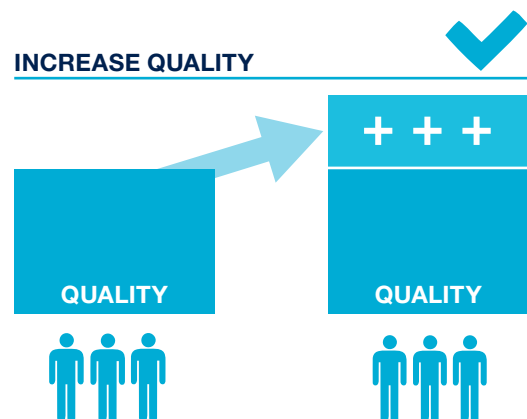
Your employees are available earlier for new tasks or can take over additional tasks. The performance potential of your company increases with the same number of employees.

Example: A robot intelligently feeds the CNC, cleverly destacks based on orders and transfers them to a transport robot – with maximum handling quality and, if desired, even continues after everyone has gone home.



You can get more out of your material by optimizing, for example, waste. This means: same input → more output.

For example, optimize cutting patterns within seconds via an APP and transfer the new parameters directly to the machine. It's easy to become more efficient.



Workpiece tracking and plausibility checks help you to avoid simple errors. Push messages from the machine to the operator enable a faster response and help to regulate the process.

For example, you can use the APP to see where your workpiece is at any time, track parts easily and maintain an overview on your smart device – anywhere.



Clever combination options – storage, saw, nesting

One example of the abundance of possibilities for panel processing is a machine combination of a saw, storage and nesting unit. This combination is ideally suited to companies that require both rectangular workpieces and free-formed workpieces, such as vehicle manufacturers, shipbuilders or interior fitters. Saw, storage and nesting machines are also equipped to deal with the large variety of materials. The machines understand each other perfectly thanks to the seamlessly compatible software solutions. A perfect and integrated data and material flow is crucial for smooth interaction. woodCAD|CAM is a fundamental element of this. The user designs the product here down to the last detail.


The software automatically generates the parts lists and the CNC processing data – for the saw and nesting machine alike. This guarantees a smooth and efficient production process, even for small quantities or in batch size 1 production.

Combination: storage and nesting. Standardized interfaces link the storage system and nesting machine to create an effective production cell. The nesting machine is automatically supplied with the appropriate material, transport routes are minimized, capacity utilization is improved and there are measurable savings in material and time. The operator of the production cell can concentrate on the processing – the storage facility optimizes the logistics around the nesting machine.



Combination: storage and saw. Standardized interfaces enable panel saws to be easily integrated in storage systems and instantly bring noticeable results as a production cell. The storage system puts panels into or removes them from storage quickly, fully automatically and accurately, picks them or transports them to the connected saw. The storage-saw combinations cover the logistical requirements – from woodworking shop customers through to industrial furniture makers.





Robot integration


Automatic destacking with STACKBOT C-300

The smart concept allows parts to be picked from the entire nest as required and placed on a roller conveyor or stacked smartly onto a pallet.



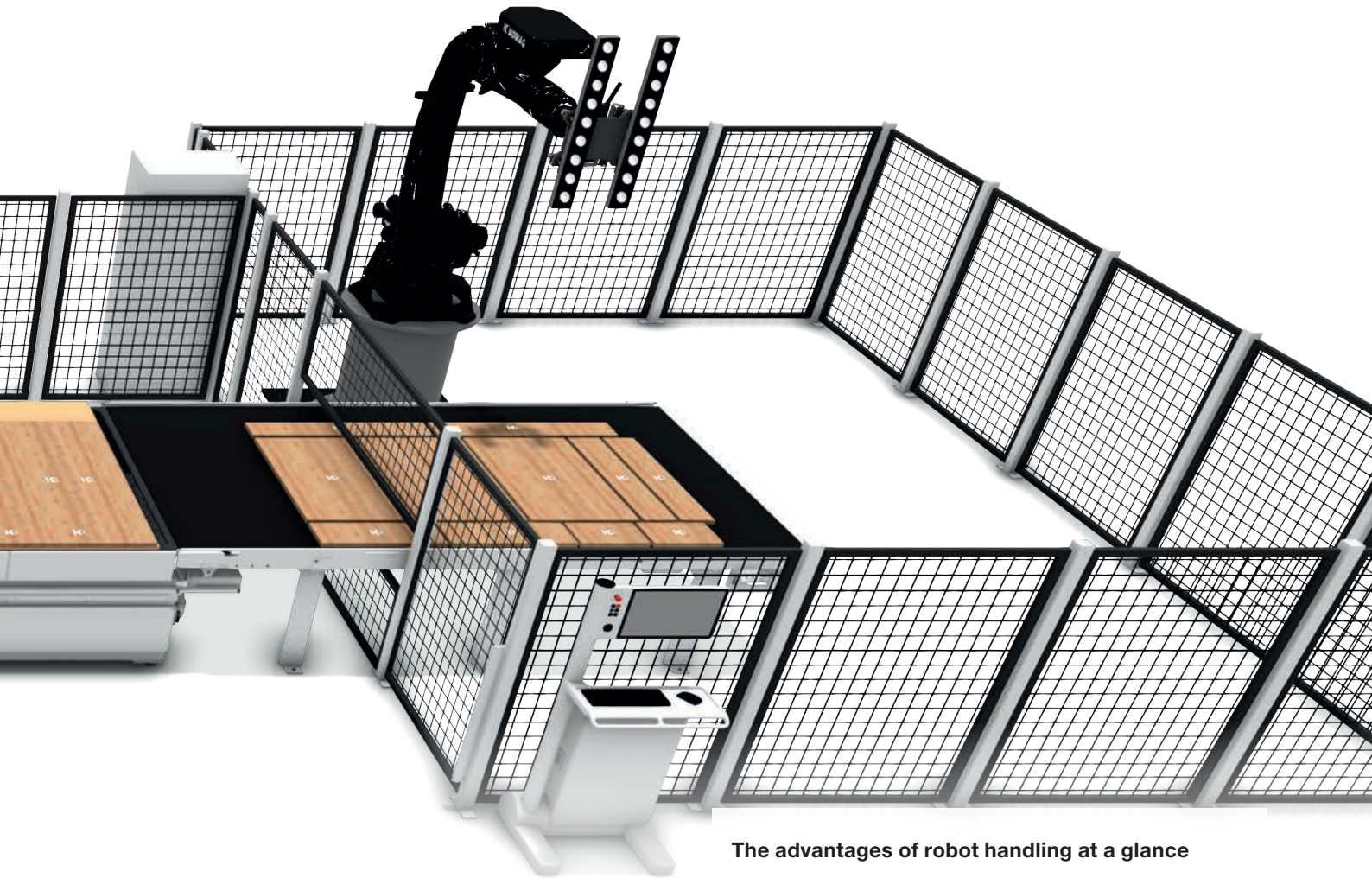
Efficient robot cross rail

- Individual and automatic control of the individual suction units
- Gentle workpiece handling thanks to rubberized suction unit surfaces
- Structures in the workpiece can be offset without reducing the suction power




Identification of the workpiece zero point

- Before picking, the barcode and the precise workpiece zero point are identified using a laser system, enabling precise stacking on a pallet.
- For random stack formation, the barcode must be applied according to a fixed pattern: either centered on the workpiece or in the area of the corners.



The advantages of robot handling at a glance


- **High availability**
Machine runtime can be extended to almost 100%
- **Long service life**
No dependence on the lack of skilled workers
- **Highly flexible production**
No training required for new processes
- **Low-maintenance operation**
24/7 availability (no vacation, illness, breaks)
- High **cleanliness** and **low background noise**
- **Ergonomically friendly**
Manual part handling almost completely excluded
- **Consistently high quality**
No reduction/change due to a change in workforce



Picking from the nest

- The robot has access to the entire nest
- The data for the workpieces is transmitted from the optimization plan to the robot

DRILLTEQ V-series robot management – Fully automated cell for drilling and trimming.



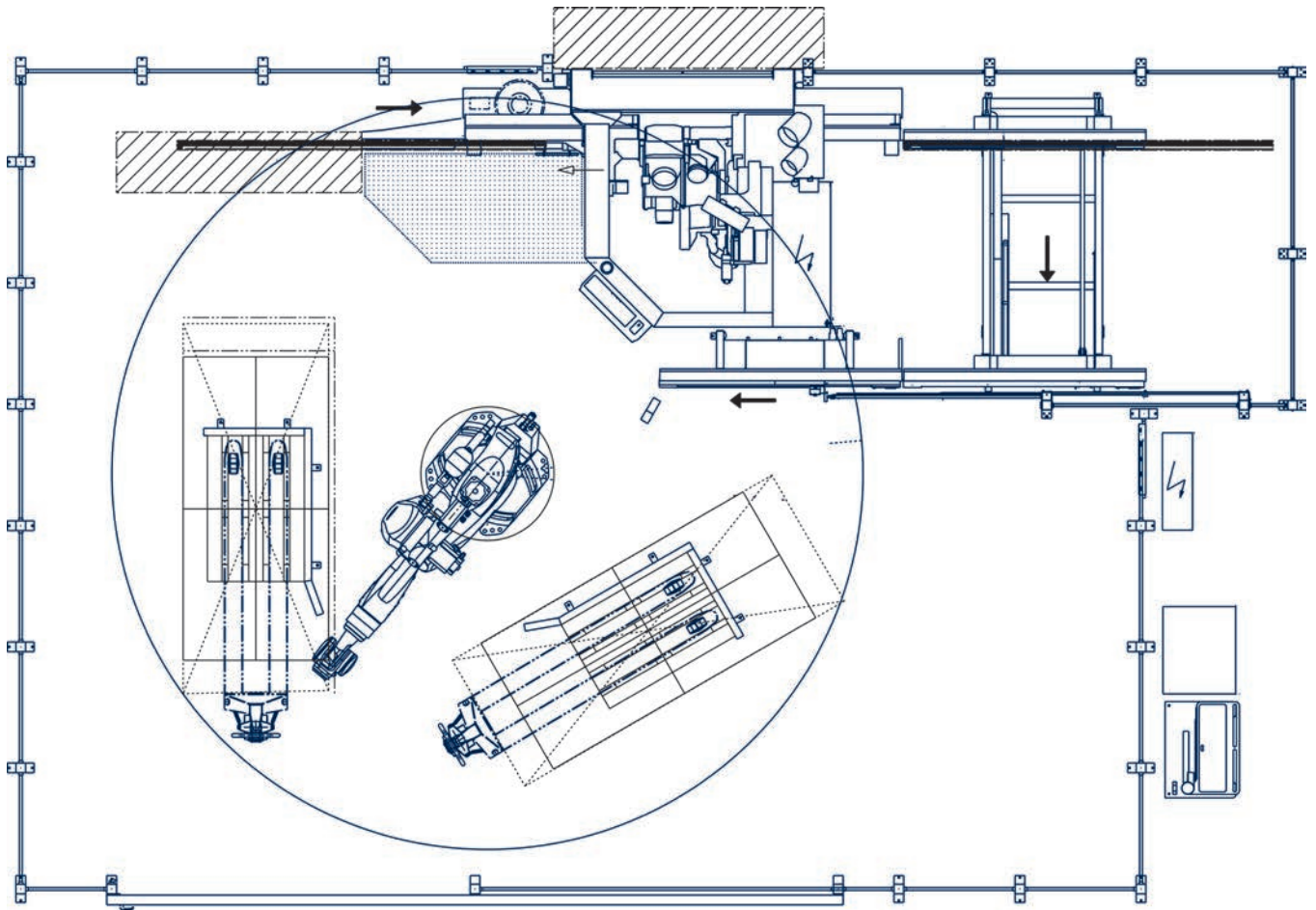
FEEDBOT D SERIES ADVANCED

- Sensitive attachment to the CNC bolts–via floating cross rail–ensures operation that is gentle on the material
- Large variety of parts
- Automatic setup of the cell (CNC and robot) and visualization in woodFlex
- Plausibility check: comparison of the data from the control system with the actual part



FEEDBOT D SERIES BASIC

- Simple suction cross rail without compensation joint
- Surface gripper with optional BARCODE READER
- Operation via the SmartPad – no integration into the DRILLTEQ cell control system



A CNC processing center with robot support forms one of the smallest possible cells in furniture production. With this combination, the FEEDBOT increases your overall productivity. It doesn't require breaks, can work in the workshop around the clock and ensure a consistently high level of quality. By using the FEEDBOT, small and medium-sized businesses will save time and reduce the workload for employees. The resulting flexible organization of personnel enables you to use your workforce for other value-adding activities and production processes. This creates added value for your system in terms of quality, availability and performance.

ADVANTAGES OF ROBOT MANAGEMENT AT A GLANCE:

The six-axis FEEDBOT robot takes over the automated parts handling in the vertical processing center.

- High availability – machine runtime can be extended to almost 100%
- Long service life – no dependence on the lack of skilled workers
- Highly flexible production – no training required for new processes
- Low-maintenance operation – 24/7 availability (no vacation, illness, breaks)
- High cleanliness and low background noise
- Ergonomically friendly – manual part handling almost completely excluded
- Consistently high quality
No reduction/change due to a change in workforce



OUR MISSION: YOUR PERFORMANCE

HOMAG Service – From good to great.

Our VAL YOU comes from VALUE ADDED. Our objective is derived from this: We create added value for you personally by getting the most out of your processes.

We believe that good service means providing assistance quickly, as well as being on hand to deliver expert advice. What's more, we like to work closely with our customers. To this end, we have put together a comprehensive package of different service modules that are very closely aligned to your processes.

A man with short, graying hair and safety glasses is focused on his work. He is wearing a black t-shirt and is using a red-handled screwdriver to work on a piece of machinery. The background shows a factory environment with various mechanical components and structures. The overall tone of the image is professional and industrial.

VALYOU

Our Mission, Your Performance.

VALYOU

Our Mission, Your Performance.

LIFE CYCLE SERVICES

Improved performance, more efficient processes, faster help, assurance of availability and smarter workin

TEAM & COVERAGE

Largest global service network in the industry with over 1,350 personnel.

INSTALLATION & COMMISSIONING

For a smooth start, we only let proven experts manage your setup.

OPERATION & CONTROL

After teaching your personnel the intuitive control system, our clever apps help to make the operator's life much easier.

MAINTENANCE & SERVICING

To keep things running, we're happy to take a preventative approach. You decide how often and how intensively you want the support to be. As we all know, prevention is better than the cure.

eSHOP & ONLINE ADVANTAGE

A few clicks and it's fixed. Receive exclusive advantages by ordering spare parts online, depending on market availability. shop.homag.com

HOTLINE & READINESS

When there's an emergency, we're here. Direct by phone, digitally via app or video, or with on-site support. We are close to you with over 90 regional service organizations worldwide. With more than 35,000 spare parts immediately available, we can deliver 85% of your orders fast.

TRAINING & EDUCATION

With classroom, live online or eLearning training, we offer flexible options to help you get knowledge. We conduct over 4,000 customer training courses every year, and we even have our own training centers in 19 countries

MODERNIZATION & IMPROVEMENT

Our modernization program is tailored to your machines and processes. We can evaluate your data and situation and advise you on the next step.

ANALYSIS & SUSTAINABILITY

On request, we analyze all your processes with proven tools and procedures (LeanSixSigma). We have a large, certified team of experts for this purpose.

FINANCING & CONSULTING

We offer you tailor-made financing concepts worldwide. With more than 60 years of experience and a close partner network of prominent banks and insurance companies to help us to find the right solution for you, we're always transparent and reliable in processing.



Fast support:

94% resolution rate
via our hotline

Close to you:

1,350 service experts worldwide

We get things moving:

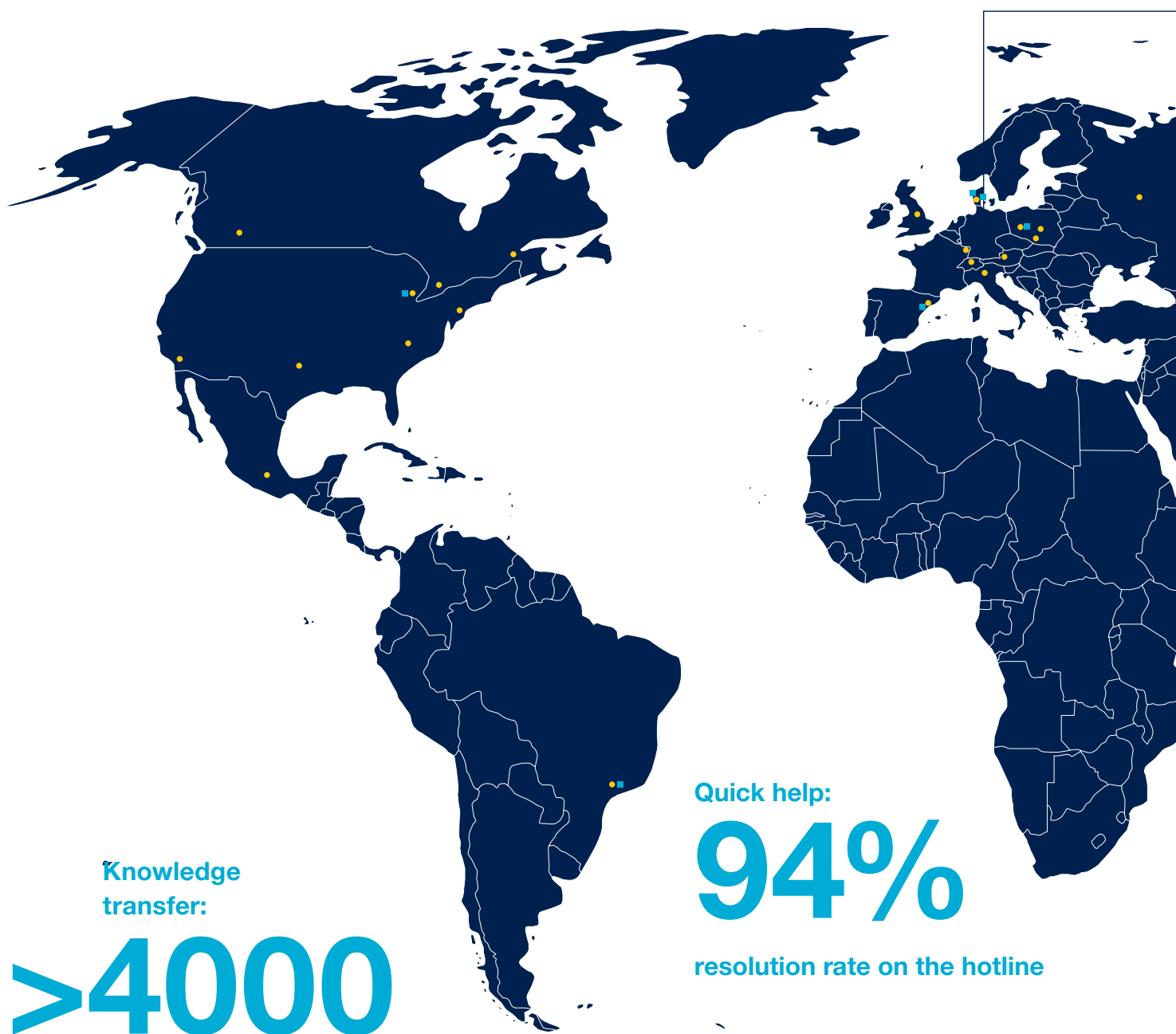
Over 1,000 worldwide spare parts
shipments each day

No one else has that:

Electronic documentation on over
150,000 machines, available in 28
languages

On-site, worldwide.

HOMAG has a global, broadly positioned service network and is active in more than 100 countries. You will receive professional and reliable support from highly trained employees. This forms the foundation for strong partnerships.



Knowledge
transfer:

>4000

customer training (events)
worldwide per year

Quick help:

94%

resolution rate on the hotline

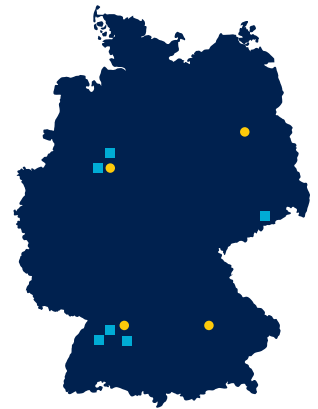
VALYOU

Our Mission, Your Performance.

101

We move
>1000

spare parts shipments worldwide per day



Experts near you:

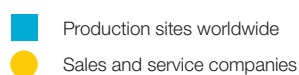
1350

service employees worldwide

Unlike any other:

150000

machines with 28
languages' worth
of electronic documentation
in eParts





iPackage

Our service contracts – Simple and clever

Our attractive iPackage combinations are now available for all series. Saving has never been so easy. A combined service package at an enticing fixed price. The offer is particularly appealing for small and medium-sized companies that work in a single-shift operation.

iPackage Minute

SME customers
< 1000 h/year

Including Inspection Advanced
every two years

Including Hotline Minute

Including apps:
ServiceBoard + serviceAssist

Machine	iPackage Minute
Individual for configurable machines	Annual price, excl. traveling expenses

iPackage Classic

SME customers
< 2500 h/year

Including Inspection Advanced
annually

Including Hotline Flat Classic

Including apps:
ServiceBoard + serviceAssist

Machine	iPackage Classic
Dependant on gross list price	Annual price, including traveling expenses

Up to 10% saving compared to purchasing the products individually



Want to know more? - **Contact us now!**

info@homag.com

We offer perfectly coordinated solutions, from individual machines right up to complete production lines, regardless of whether for furniture production, construction element production, timber house construction or solid wood processing. From woodworking shops to industry. Our products are used to create high-quality furniture, kitchens, timber houses, windows, wooden floors and staircases.

The wide range of services we provide in relation to our machines and systems, together with the corresponding control software, makes our offering unique. With our software solutions and apps for industry and woodworking shops, you can ensure an integrated data flow in the order and production process.

Drilling, trimming and sawing, as well as grooving of workpieces – all of this is possible with our machines and systems. The CNC processing centers are multifunctional and can be used flexibly.

Take the next step toward even more efficient production.

MORE AT HOMAG.COM



Contact finder



As at 04/23 | Subject to technical change, print errors and mistakes. Images may show special features.



HOMAG Group AG

info@homag.com
www.homag.com

YOUR SOLUTION